

iShares von BlackRock im Vergleich

666 % PERFORMANCE
MIT PASSIVEM ETF

**CHARTS VON ÜBER 300 EXCHANGE TRADED FUNDS
VOM SCHLECHTESTEN BIS ZUM BESTEN**

theta.ch | scientificbeta.ch | guide.capital

Liebe LeserInnen

Ziel der Publikation ist es, eine Übersicht von investierbaren Märkten, unterschiedlichen Anlageklassen und -segmenten zu erhalten, was durch die breite Produktpalette von iShares gegeben ist. Wir möchten jedoch betonen, dass wir die Publikation unabhängig und zu eigenem Zweck erstellt haben.

Die Publikation zeigt ETFs sortiert nach deren Wertsteigerung. Eine Performance von **666 %** erzielte der ETF iShares U.S. Medical Devices in einem Zeitraum von 11.6 Jahren. Im selben Zeitraum musste ein Anleger mit dem ETF iShares U.S. Oil Equipment & Services ein Verlust von **66 %** verzeichnen.

Sie können uns unterstützen:

Wir möchten Ihnen inskünftig noch mehr interessante Analysen zur Verfügung stellen und sind deshalb im Aufbau einer unabhängigen App **guide.capital** mit innovativen Lösungen.

**Jeder Download, jede Weiterempfehlung
und jedes Feedback unterstützt und freut uns sehr.**



Vielen Dank schon jetzt für Ihr Interesse!

Dominik Locher, +41 44 202 66 88
dominik.locher@guide.capital

Folgen Sie uns auf



[linkedin.theta.ch](https://www.linkedin.com/company/theta.ch)



[facebook.theta.ch](https://www.facebook.com/theta.ch)



[twitter.theta.ch](https://twitter.com/theta.ch)



[youtube.theta.ch](https://www.youtube.com/channel/UC...)

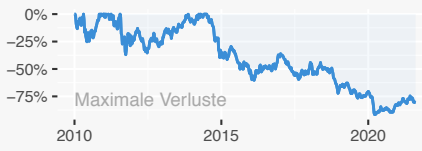
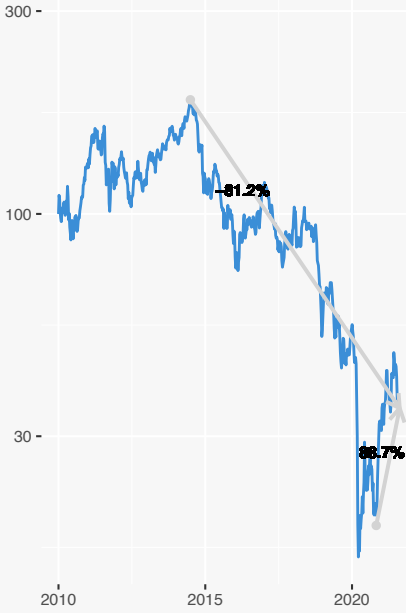
Haftungsausschluss

Diese Publikation und Analysen der THETA AG wurden aufgrund von öffentlich zugänglichen Informationen erstellt. Für deren Richtigkeit, Genauigkeit, Vollständigkeit und Aktualität kann keine Gewähr übernommen werden. Dem Anleger muss bewusst sein, dass sich die abgegebenen Informationen in Anbetracht einer Veränderung des wirtschaftlichen Umfeldes jederzeit verändern können. Ein Verlauf eines Wertpapiers in der Vergangenheit ist kein Garant für die Entwicklung in der Zukunft. Diese Publikation darf nicht direkt oder indirekt an Bürger oder Einwohner von Kanada, den Vereinigten Staaten, Grossbritannien oder Personen anderer Länder, in denen der Vertrieb durch das Gesetz eingeschränkt ist, verteilt oder verschickt werden. Wer diese Publikation erhält, sollte sich dieser Einschränkung bewusst sein und sich daran halten. Diese Publikation ist ausschliesslich für informative Zwecke verfasst worden und beinhaltet keine Empfehlung, kein Ansuchen oder Angebot, irgendeine Währung, ein Wertpapier oder ein anderes Finanzprodukt zu kaufen oder zu verkaufen.

iShares U.S. Oil Equipment & Services ETF

USD, TER: 0.41 % | AUM Mio: 102 | Domizil: Vereinigte Staaten | ausschüttend Distr. Yield: 0.55 %

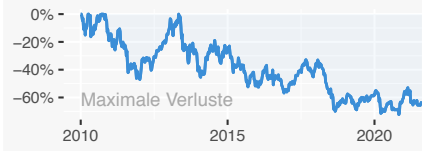
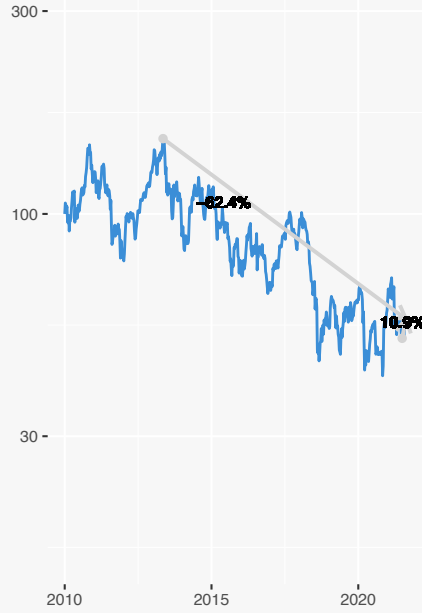
ID: IEZ



iShares MSCI Turkey ETF

USD, TER: 0.59 % | AUM Mio: 273 | Domizil: Vereinigte Staaten | ausschüttend Distr. Yield: 6.78 %

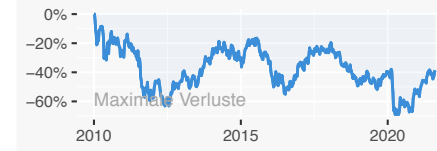
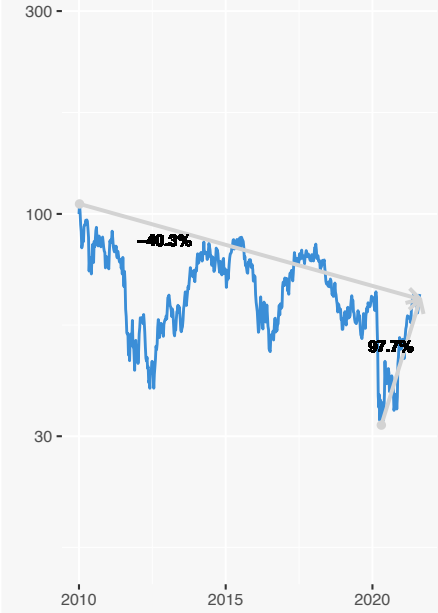
ID: TUR



iShares EURO STOXX Banks 30-15 UCITS ETF (DE)

EUR, TER: 0.51 % | AUM Mio: 1749 | Domizil: Deutschland | ausschüttend Distr. Yield: 0.82 %

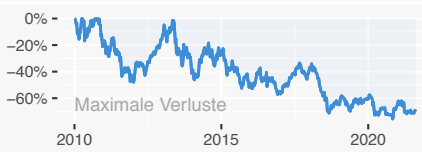
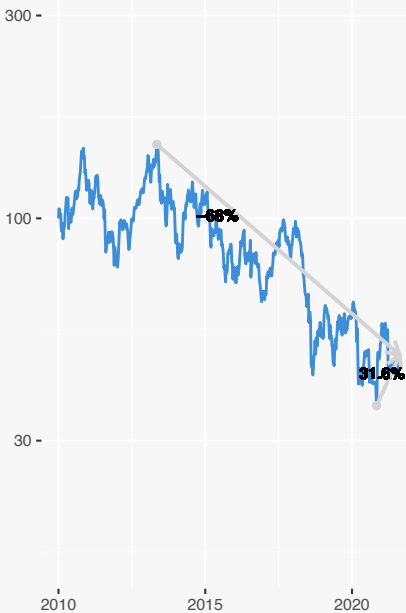
ID: BXX1



iShares MSCI Turkey UCITS ETF

USD, TER: 0.74 % | AUM Mio: 139 | Domizil: Irland | ausschüttend Distr. Yield: 2.91 %

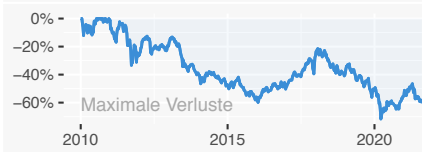
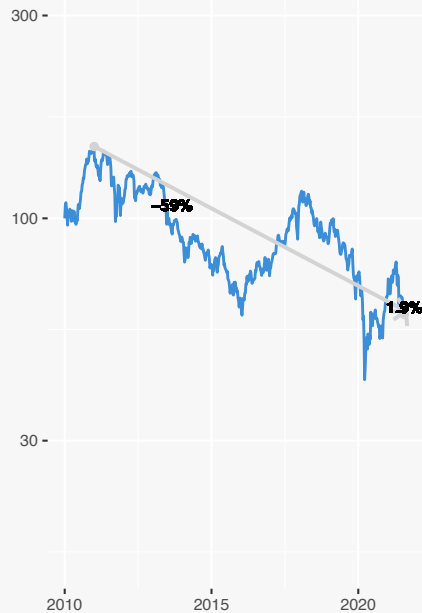
ID: TRY



iShares MSCI Chile ETF

USD, TER: 0.59 % | AUM Mio: 452 | Domizil: Vereinigte Staaten | ausschüttend Distr. Yield: 3.53 %

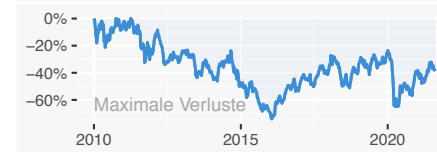
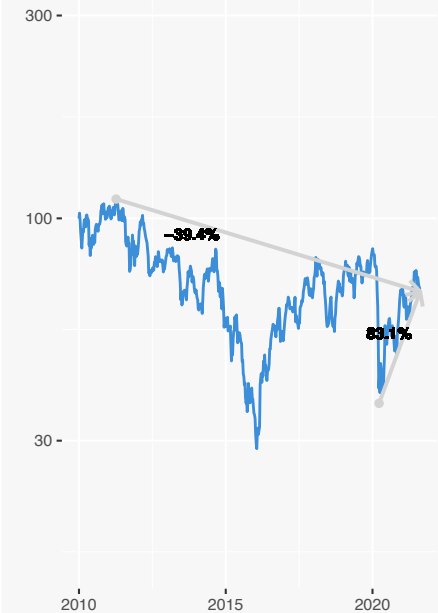
ID: CHL



iShares MSCI Brazil UCITS ETF USD (Dist)

USD, TER: 0.74 % | AUM Mio: 260 | Domizil: Irland | ausschüttend Distr. Yield: 2.26 %

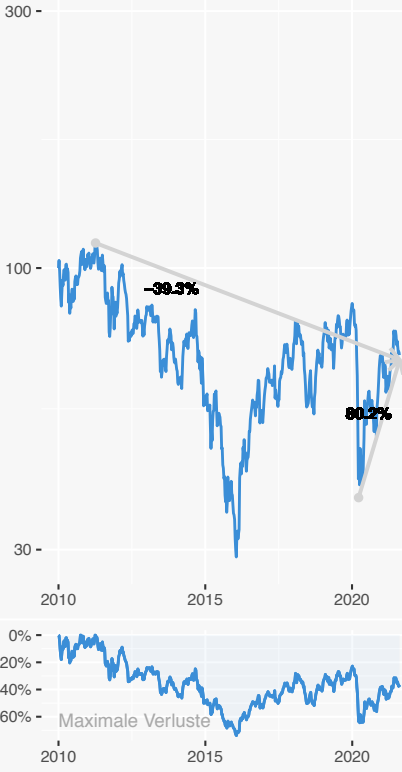
ID: BDL



iShares MSCI Brazil ETF

USD, TER: 0.59 % | AUM Mio: 5717 | Domizil: Vereinigte Staaten | ausschüttend Distr: Yield: 3.16 %

© ERMZ



iShares Diversified Commodity Swap UCITS ETF (DE)

EUR, TER: 0.46 % | AUM Mio: 455 | Domizil: Deutschland | Keine Erträge Distr: Yield: - %

© DCCOMEX



iShares 1-3 Year International Treasury Bond ETF

USD, TER: 0.35 % | AUM Mio: 62 | Domizil: Vereinigte Staaten | ausschüttend Distr: Yield: 0 %

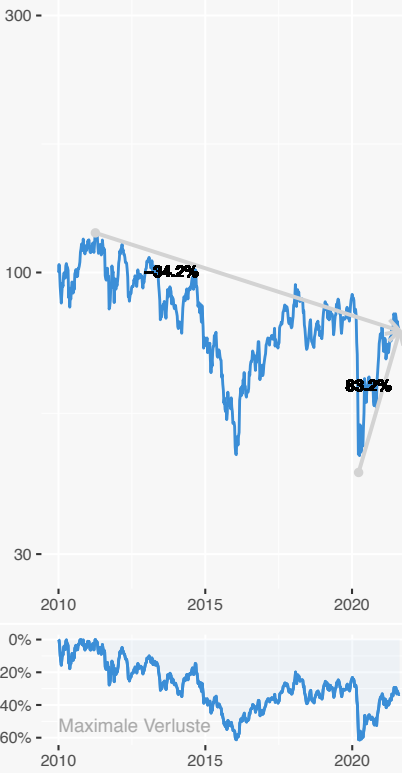
© IHS



iShares MSCI EM Latin America UCITS ETF

USD, TER: 0.74 % | AUM Mio: 441 | Domizil: Irland | ausschüttend Distr: Yield: 1.56 %

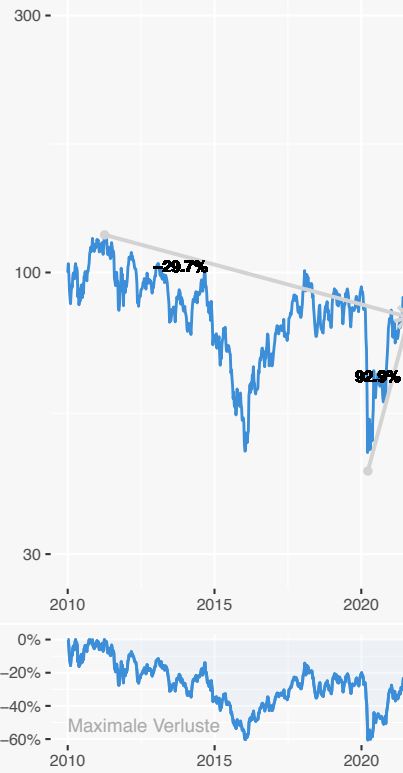
© ISM



iShares Latin America 40 ETF

USD, TER: 0.48 % | AUM Mio: 1615 | Domizil: Vereinigte Staaten | ausschüttend Distr: Yield: 2.45 %

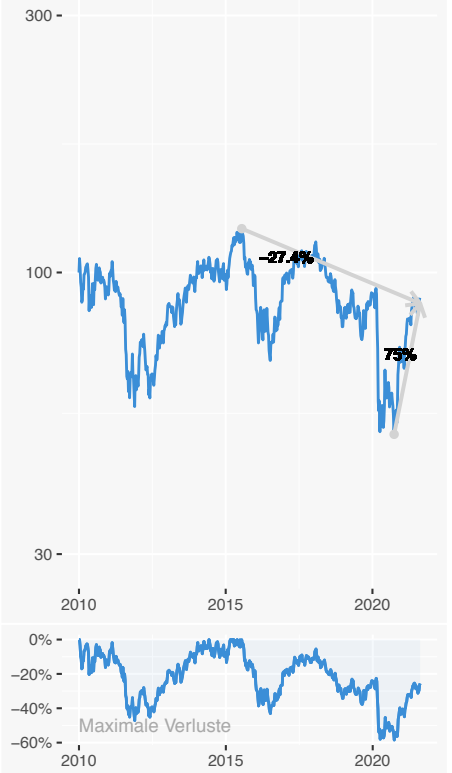
© IIF



iShares STOXX Europe 600 Banks UCITS ETF (DE)

EUR, TER: 0.46 % | AUM Mio: 1186 | Domizil: Deutschland | ausschüttend Distr: Yield: 0.8 %

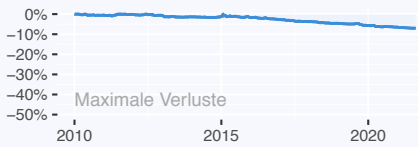

© IBSX



iShares Swiss Domestic Government Bond 1-3 ETF (CH)

CHF, TER: 0.15 % | AUM Mio: 59 | Domizil: Schweiz | ausschüttend Distr. Yield: 2.74 %

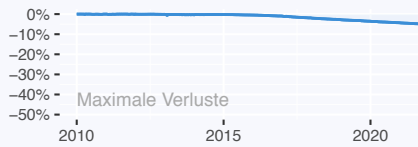
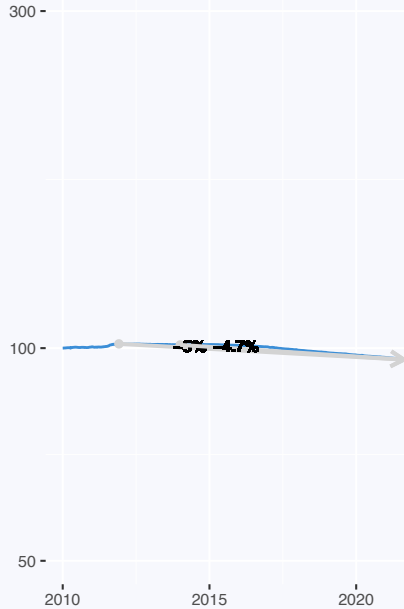
© ISGBC3



iShares eb.rexx® Government Germany 0-1yr UCITS ETF (DE)

EUR, TER: 0.13 % | AUM Mio: 297 | Domizil: Deutschland | ausschüttend Distr. Yield: 0.87 %

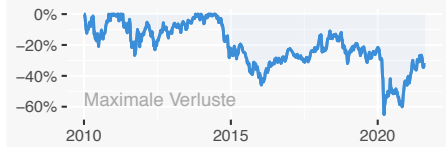
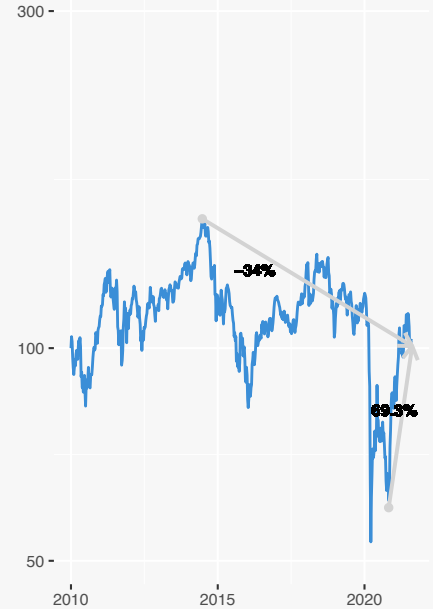
© ERM



iShares Global Energy ETF

USD, TER: 0.43 % | AUM Mio: 1438 | Domizil: Vereinigte Staaten | ausschüttend Distr. Yield: 3.29 %

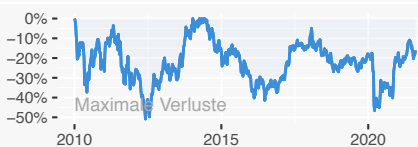
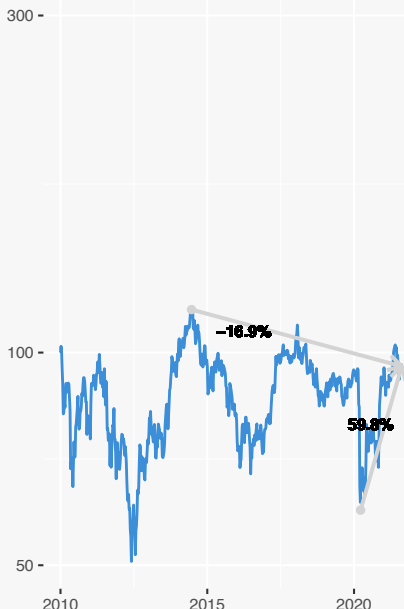
© IGC



iShares MSCI Spain ETF

USD, TER: 0.51 % | AUM Mio: 595 | Domizil: Vereinigte Staaten | ausschüttend Distr. Yield: 3.41 %

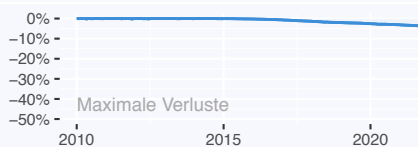
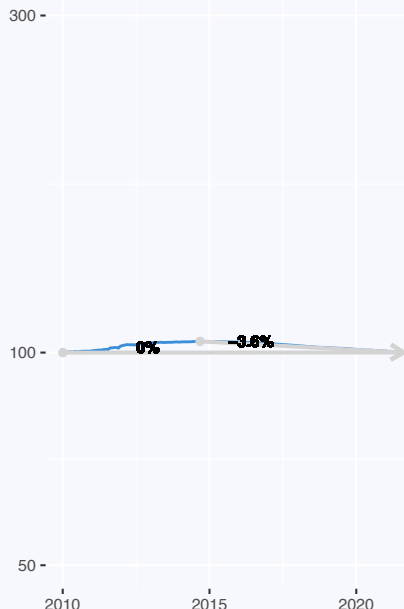
© ISP



iShares €Govt Bond 0-1yr UCITS ETF

EUR, TER: 0.2 % | AUM Mio: 166 | Domizil: Irland | ausschüttend Distr. Yield: 0 %

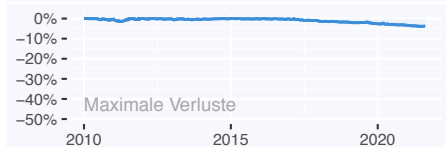
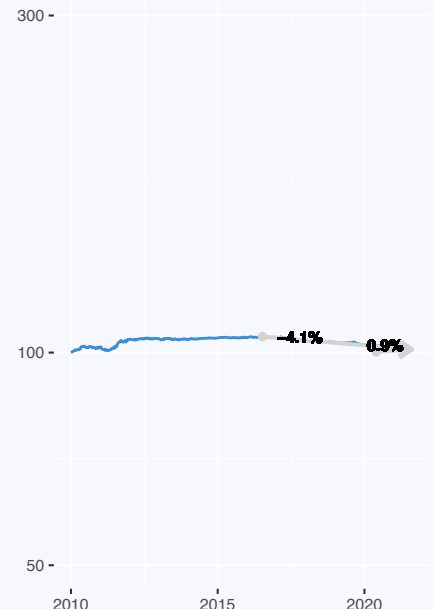
© ISGE



iShares eb.rexx® Government Germany 1.5-2.5yr UCITS ETF (DE)

EUR, TER: 0.16 % | AUM Mio: 131 | Domizil: Deutschland | ausschüttend Distr. Yield: 0.79 %

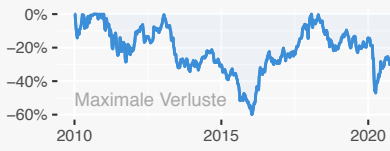
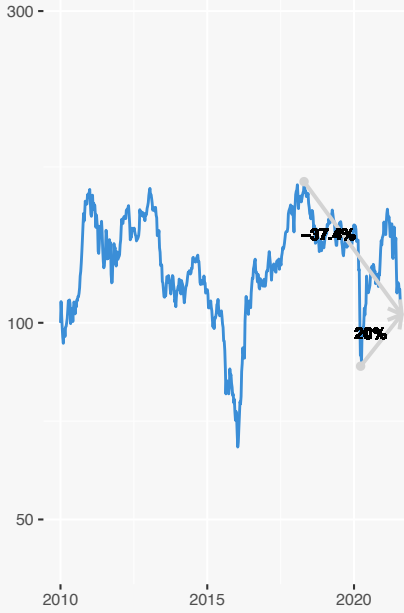
© IREB



iShares MSCI Peru ETF

USD, TER: 0.59 % | AUM Mio: 98 | Domizil: Vereinigte Staaten | ausschüttend Distr.: Yield: 1.61 %

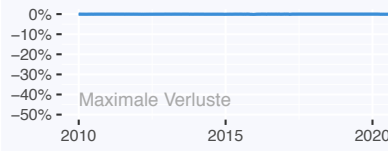
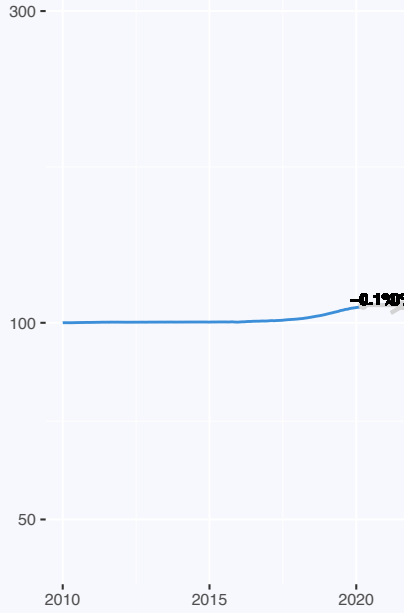
ID: EPV



iShares Short Treasury Bond ETF

USD, TER: 0.15 % | AUM Mio: 14434 | Domizil: Vereinigte Staaten | ausschüttend Distr.: Yield: 0 %

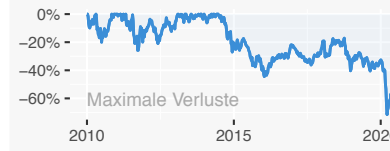
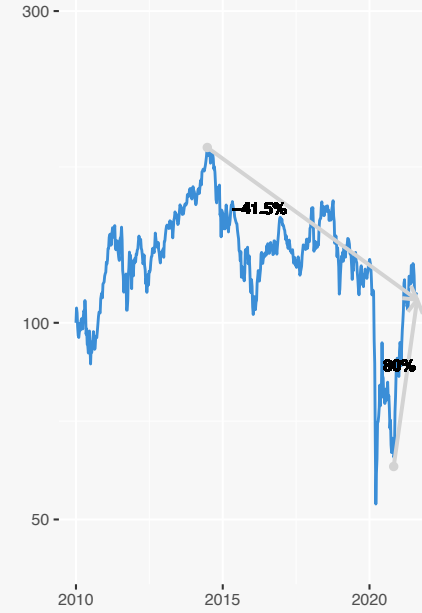
ID: SHV



iShares U.S. Energy ETF

USD, TER: 0.42 % | AUM Mio: 2142 | Domizil: Vereinigte Staaten | ausschüttend Distr.: Yield: 3.19 %

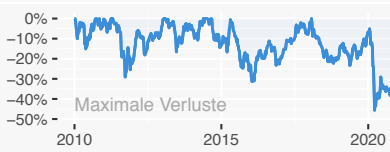
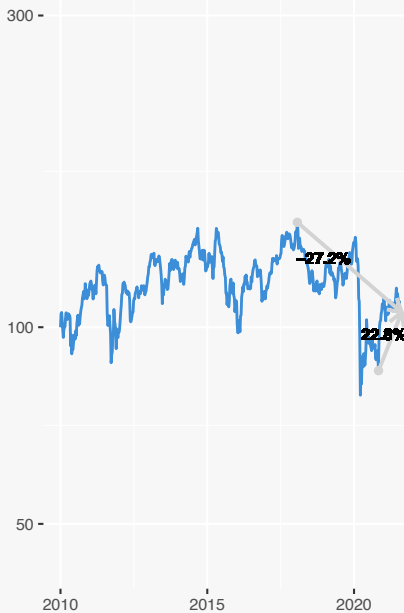
ID: IYE



iShares EM Infrastructure UCITS ETF

USD, TER: 0.74 % | AUM Mio: 53 | Domizil: Irland | ausschüttend Distr.: Yield: 2.56 %

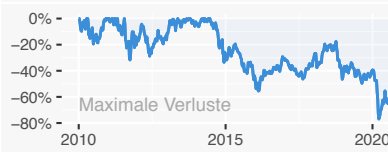
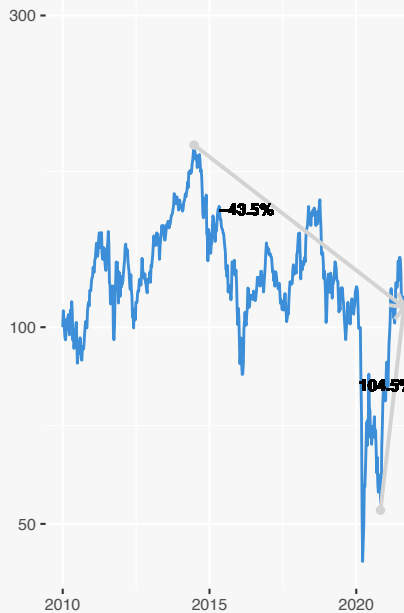
ID: EIM



iShares U.S. Oil & Gas Exploration & Production ETF

USD, TER: 0.42 % | AUM Mio: 337 | Domizil: Vereinigte Staaten | ausschüttend Distr.: Yield: 1.74 %

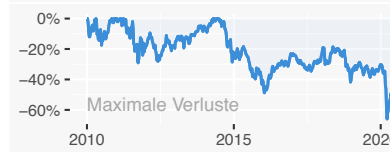
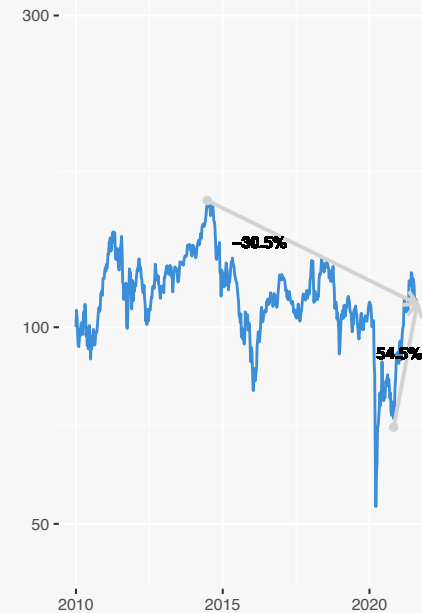
ID: EOC



iShares North American Natural Resources ETF

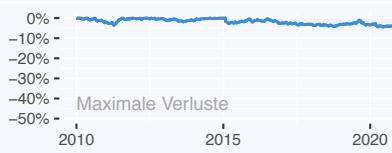
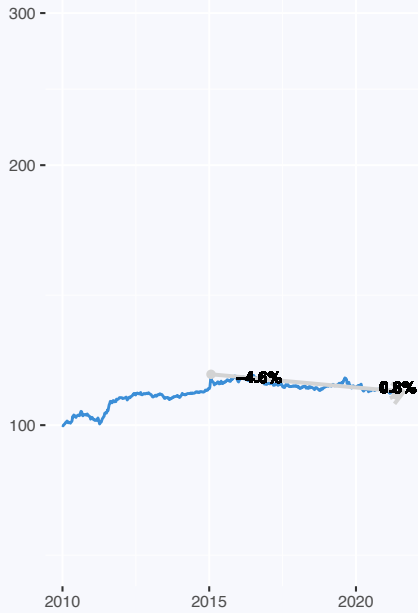
USD, TER: 0.43 % | AUM Mio: 443 | Domizil: Vereinigte Staaten | ausschüttend Distr.: Yield: 2.69 %

ID: IGE



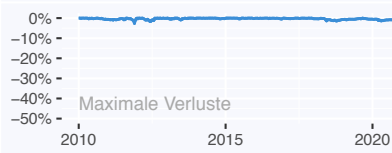
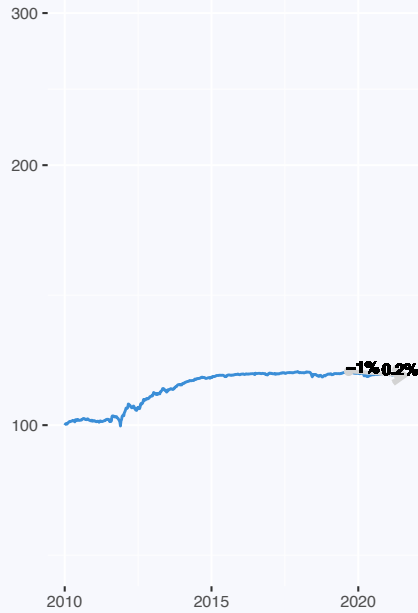
iShares Swiss Domestic Government Bond 3-7 ETF (CH)

CHF, TER: 0.15 % | AUM Mio: 110 | Domizil: Schweiz | ausschüttend Distr. Yield: 1.42 %
© iSBG27



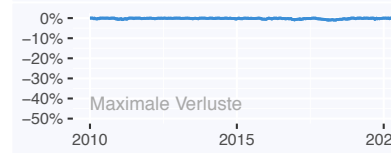
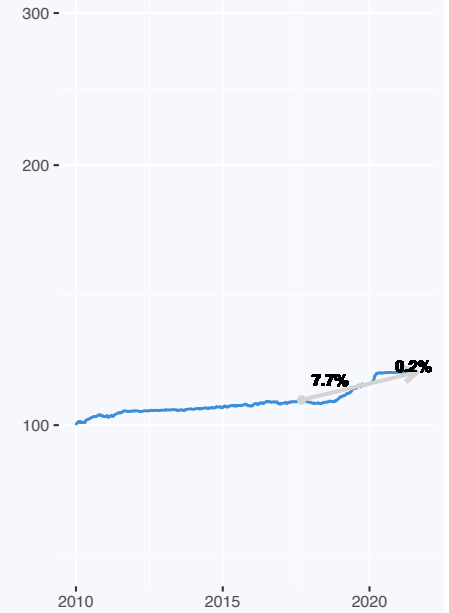
iShares €Govt Bond 1-3yr UCITS ETF

EUR, TER: 0.2 % | AUM Mio: 1409 | Domizil: Irland | ausschüttend Distr. Yield: 0 %
© iSB5



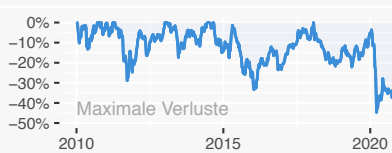
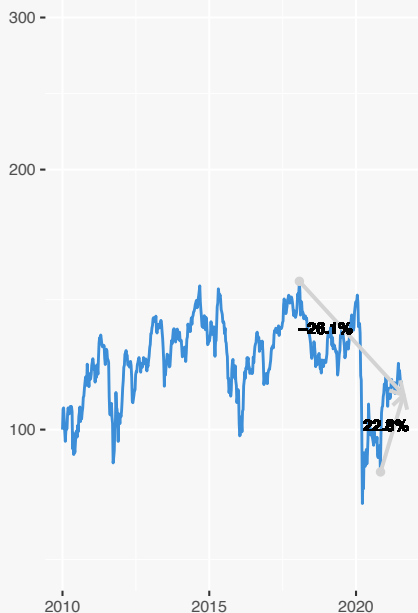
iShares \$ Treasury Bond 1-3yr UCITS ETF

USD, TER: 0.07 % | AUM Mio: 9117 | Domizil: Irland | ausschüttend Distr. Yield: 1.11 %
© iSB5



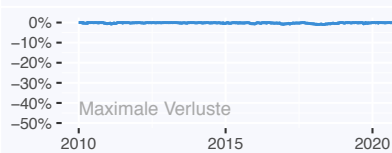
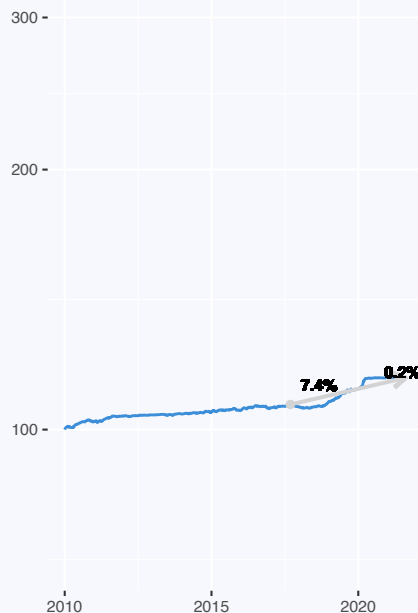
iShares Emerging Markets Infrastructure ETF

USD, TER: 0.6 % | AUM Mio: 15 | Domizil: Vereinigte Staaten | ausschüttend Distr. Yield: 5.69 %
© iSMF



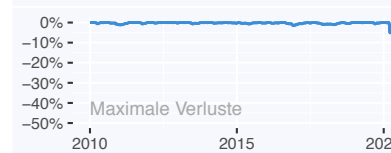
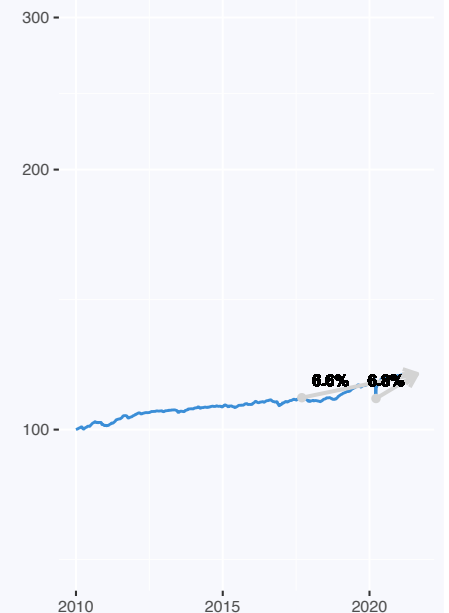
iShares 1-3 Year Treasury Bond ETF

USD, TER: 0.15 % | AUM Mio: 19232 | Domizil: Vereinigte Staaten | ausschüttend Distr. Yield: 0.16 %
© iSBV



iShares Short-Term National Muni Bond ETF

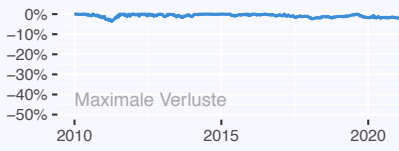
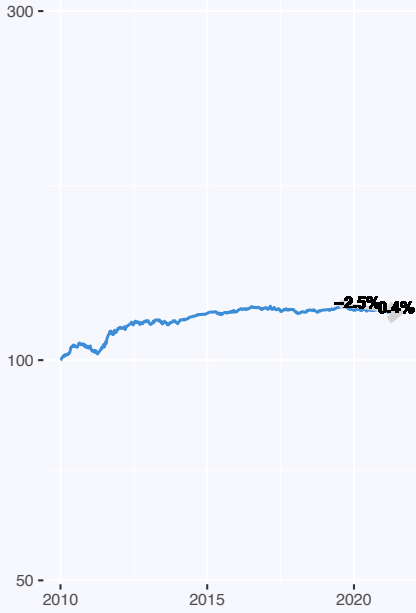
USD, TER: 0.07 % | AUM Mio: 5725 | Domizil: Vereinigte Staaten | ausschüttend Distr. Yield: 0.63 %
© iSBW



iShares eb.rexx® Government Germany 2.5–5.5yr UCITS ETF (DE)

EUR, TER: 0.16 % | AUM Mio: 186 | Domizil: Deutschland | ausschüttend Distr. Yield: 0.81 %

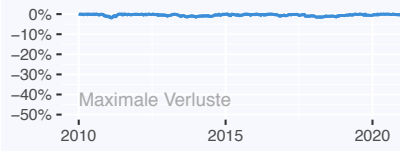
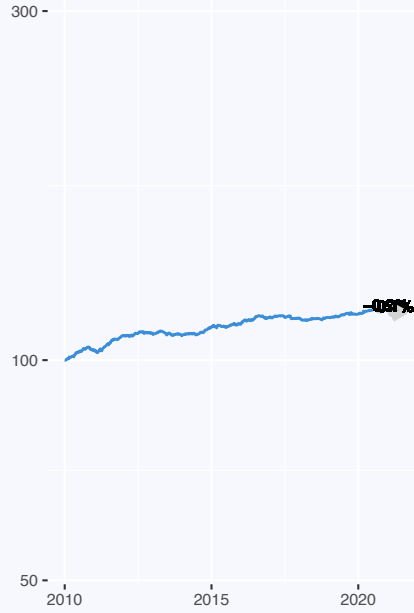
© iDGC



iShares UK Gilts 0–5yr UCITS ETF

GBP, TER: 0.07 % | AUM Mio: 1189 | Domizil: Irland | ausschüttend Distr. Yield: 0.25 %

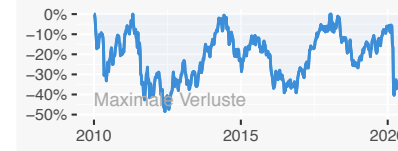
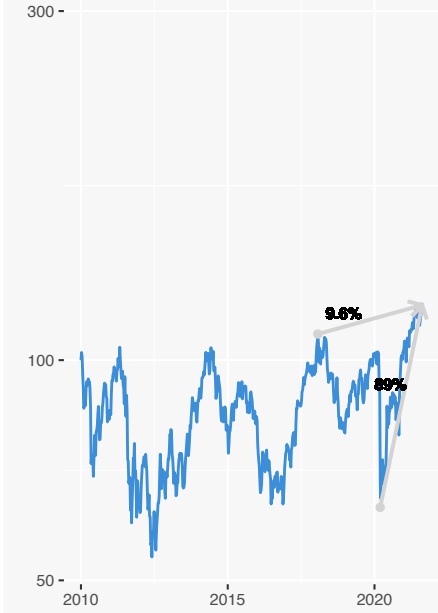
© iDGL



iShares MSCI Italy ETF

USD, TER: 0.51 % | AUM Mio: 530 | Domizil: Vereinigte Staaten | ausschüttend Distr. Yield: 2.6 %

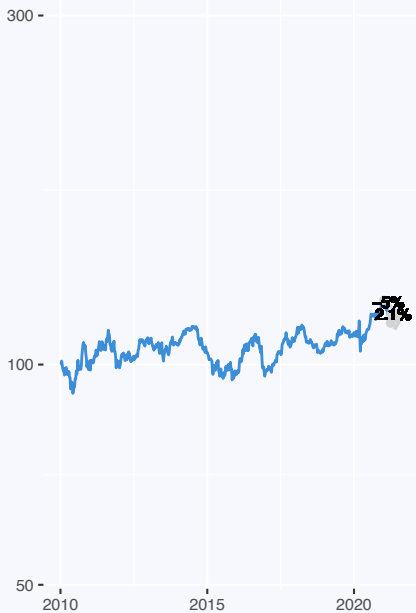
© iDMS



iShares International Treasury Bond ETF

USD, TER: 0.35 % | AUM Mio: 1286 | Domizil: Vereinigte Staaten | ausschüttend Distr. Yield: 0 %

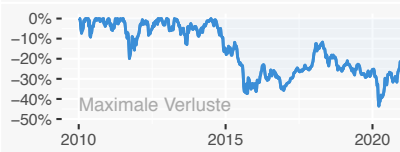
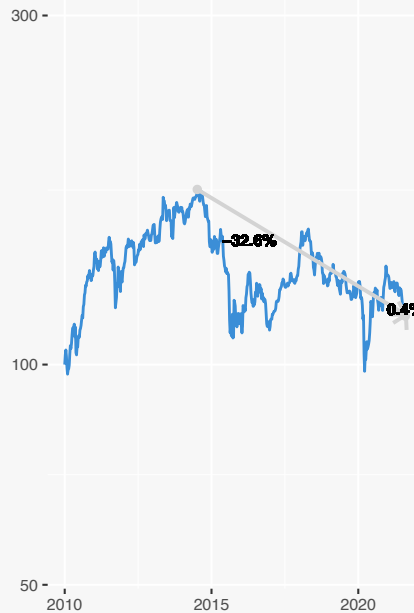
© iDGV



iShares MSCI Malaysia ETF

USD, TER: 0.51 % | AUM Mio: 233 | Domizil: Vereinigte Staaten | ausschüttend Distr. Yield: 6.74 %

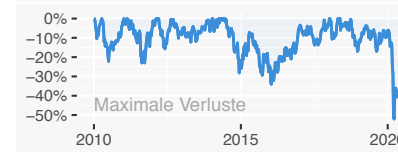
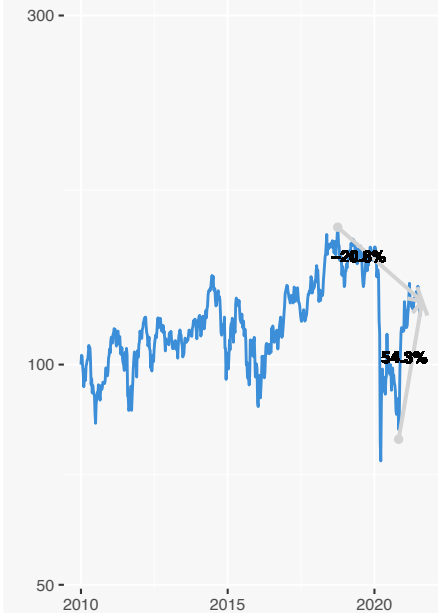
© iDMM



iShares STOXX Europe 600 Oil & Gas UCITS ETF (DE)

EUR, TER: 0.46 % | AUM Mio: 1687 | Domizil: Deutschland | ausschüttend Distr. Yield: 3.31 %

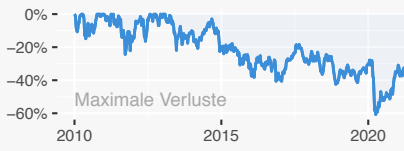
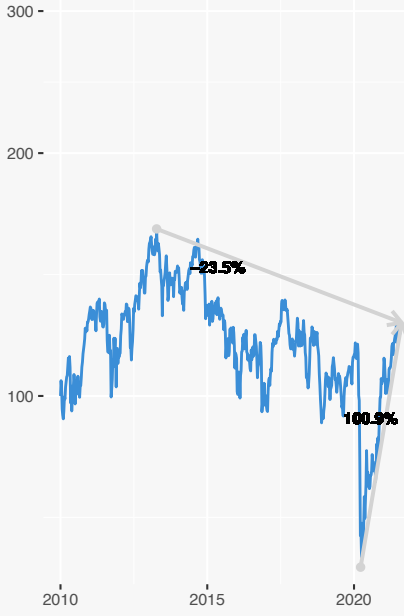
© iDMM



iShares MSCI Mexico ETF

USD, TER: 0.51 % | AUM Mio: 1173 | Domizil: Vereinigte Staaten | ausschüttend Distr. Yield: 1.62 %

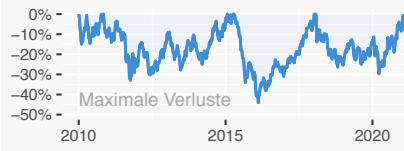
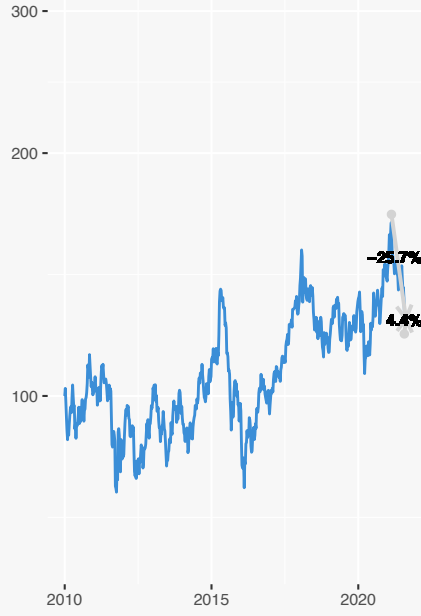
© EWM



iShares China Large-Cap ETF

USD, TER: 0.74 % | AUM Mio: 4928 | Domizil: Vereinigte Staaten | ausschüttend Distr. Yield: 0.67 %

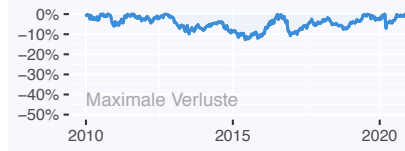
© FZI



iShares Global Govt Bond UCITS ETF

USD, TER: 0.2 % | AUM Mio: 2178 | Domizil: Irland | ausschüttend Distr. Yield: 0.6 %

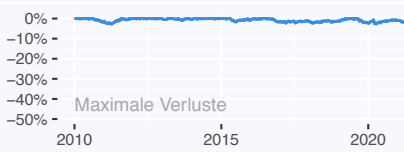
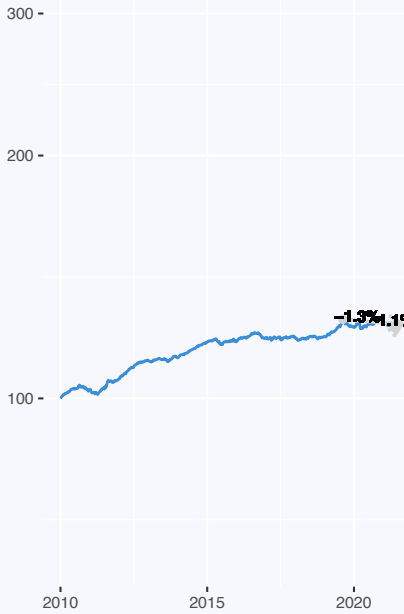
© iSGO



iShares Pfandbriefe UCITS ETF (DE)

EUR, TER: 0.1 % | AUM Mio: 495 | Domizil: Deutschland | ausschüttend Distr. Yield: 0.35 %

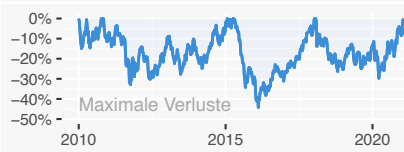
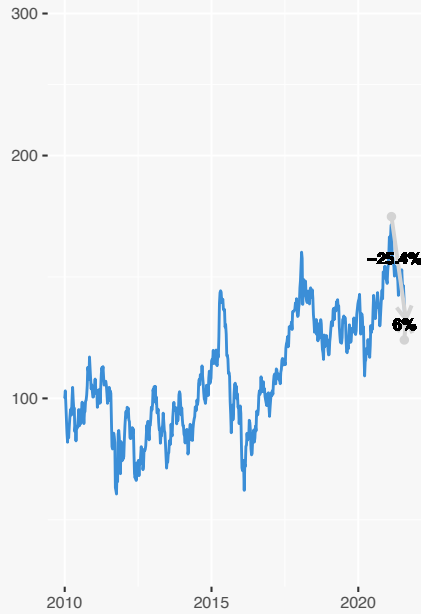
© BLACK



iShares China Large Cap UCITS ETF

USD, TER: 0.74 % | AUM Mio: 680 | Domizil: Irland | ausschüttend Distr. Yield: 2.6 %

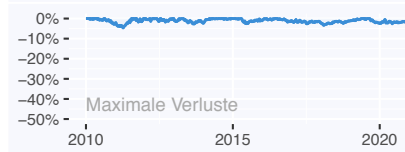
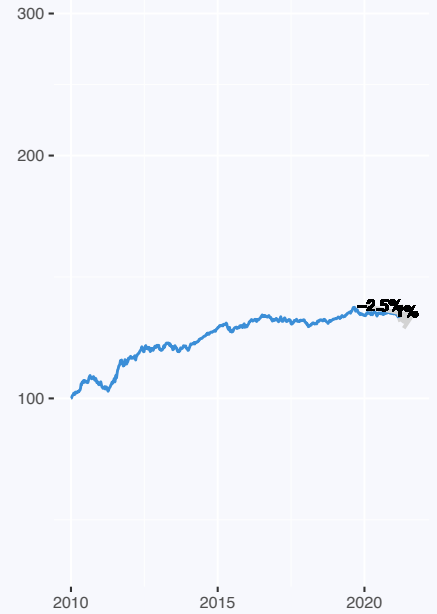
© FZC



iShares eb.rexx® Government Germany UCITS ETF (DE)

EUR, TER: 0.16 % | AUM Mio: 212 | Domizil: Deutschland | ausschüttend Distr. Yield: 0.56 %

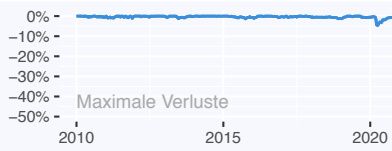
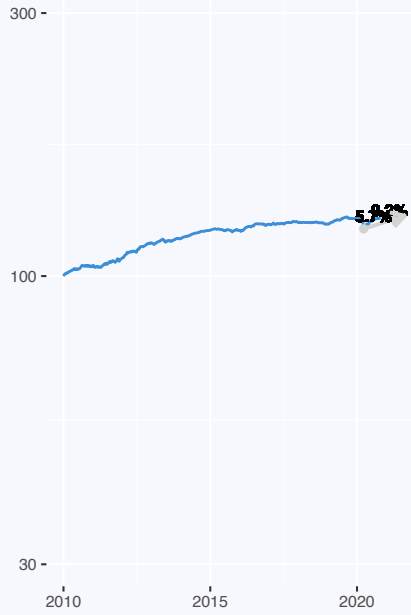
© NORIXX



iShares €Corp Bond ex-Financials 1-5yr UCITS ETF

EUR, TER: 0.2 % | AUM Mio: 1541 | Domizil: Irland | ausschüttend Distr. Yield: 0.45 %

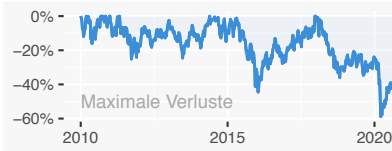
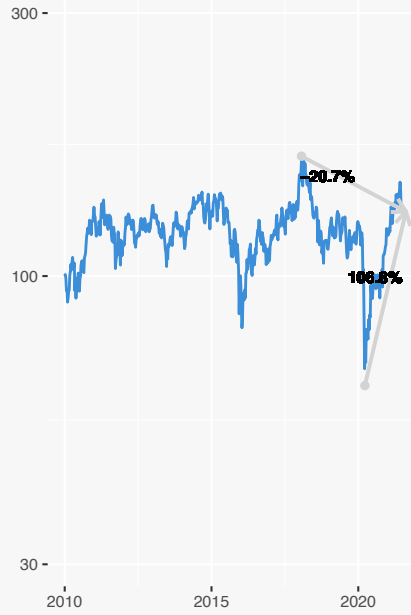
© EBS



iShares MSCI South Africa ETF

USD, TER: 0.59 % | AUM Mio: 236 | Domizil: Vereinigte Staaten | ausschüttend Distr. Yield: 2.08 %

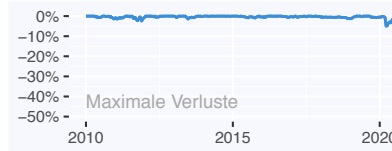
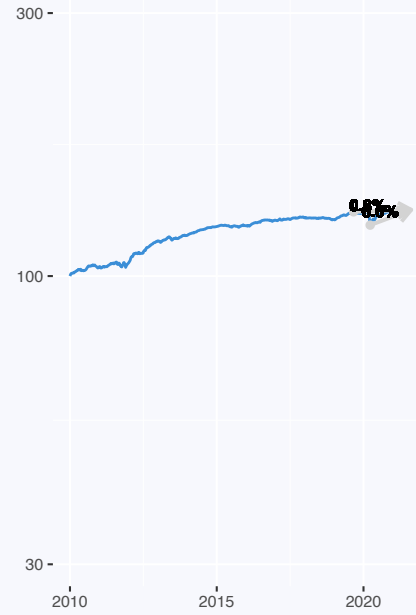
© EBS



iShares €Corp Bond 1-5yr UCITS ETF

EUR, TER: 0.2 % | AUM Mio: 4050 | Domizil: Irland | ausschüttend Distr. Yield: 0.57 %

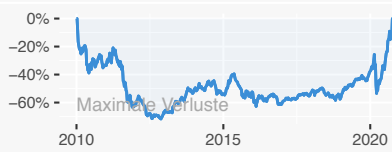
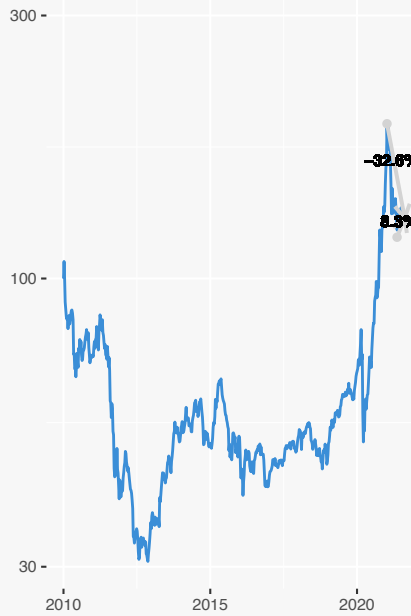
© SEIS



iShares Global Clean Energy UCITS ETF

USD, TER: 0.65 % | AUM Mio: 5877 | Domizil: Irland | ausschüttend Distr. Yield: 0.63 %

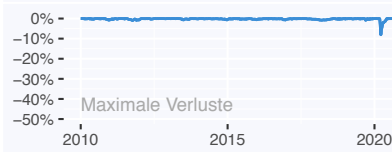
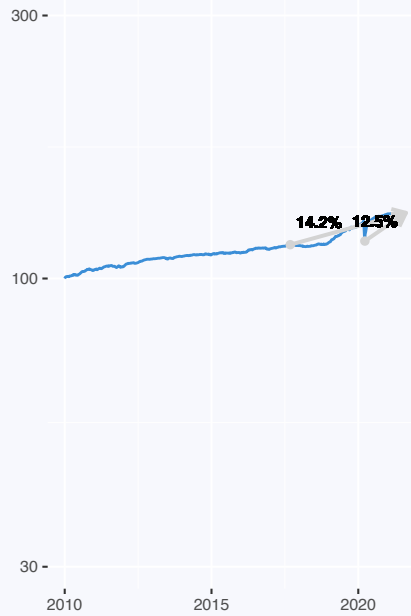
© iSG



iShares 1-5 Year Investment Grade Corporate Bond ETF

USD, TER: 0.06 % | AUM Mio: 25184 | Domizil: Vereinigte Staaten | ausschüttend Distr. Yield: 1.41 %

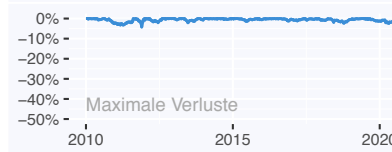
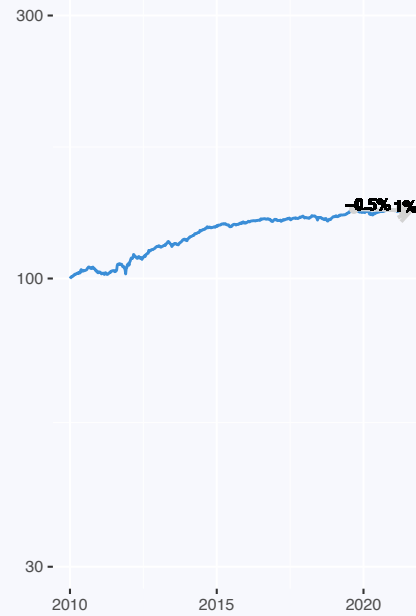
© iSG



iShares €Govt Bond 3-5yr UCITS ETF

EUR, TER: 0.2 % | AUM Mio: 1673 | Domizil: Irland | ausschüttend Distr. Yield: 0 %

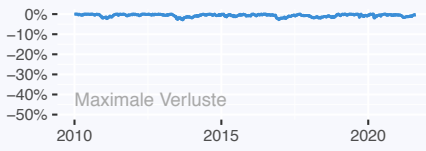
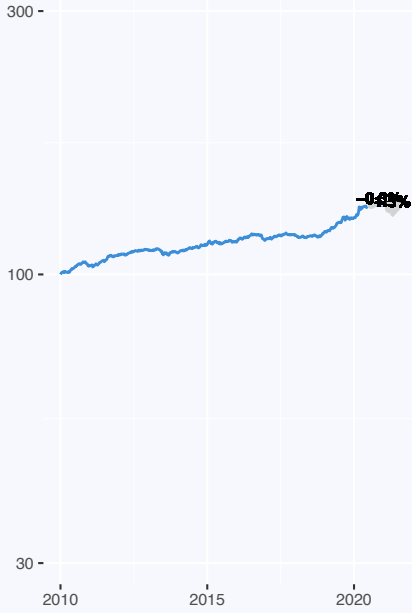
© iSG



iShares Agency Bond ETF

USD, TER: 0.2 % | AUM Mio: 733 | Domizil: Vereinigte Staaten | ausschüttend Distr. Yield: 0.64 %

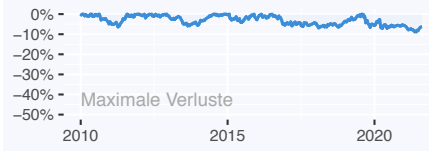
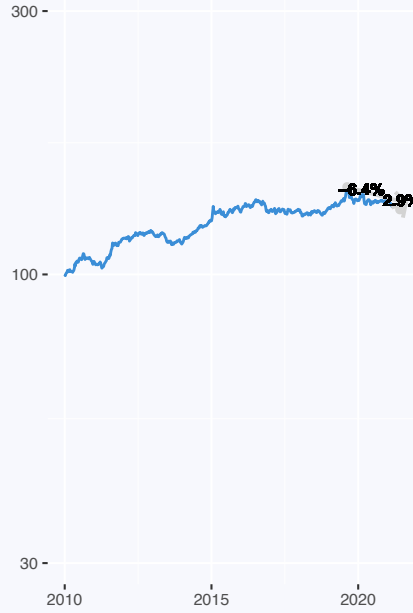
© AGZ



iShares Swiss Domestic Government Bond 7-15 ETF (CH)

CHF, TER: 0.15 % | AUM Mio: 188 | Domizil: Schweiz | ausschüttend Distr. Yield: 1.49 %

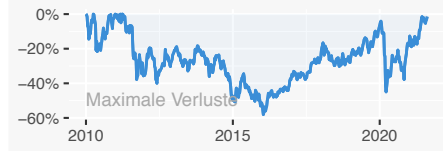
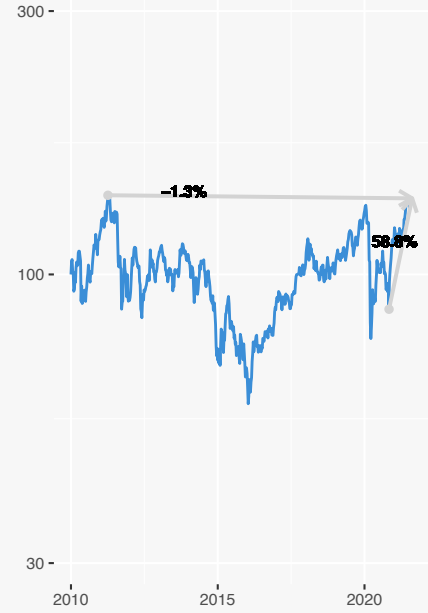
© CS&CO



iShares MSCI Eastern Europe Capped UCITS ETF

USD, TER: 0.74 % | AUM Mio: 215 | Domizil: Irland | ausschüttend Distr. Yield: 2.89 %

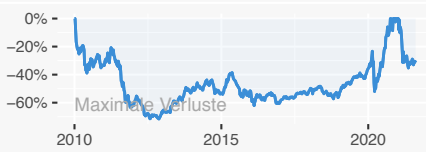
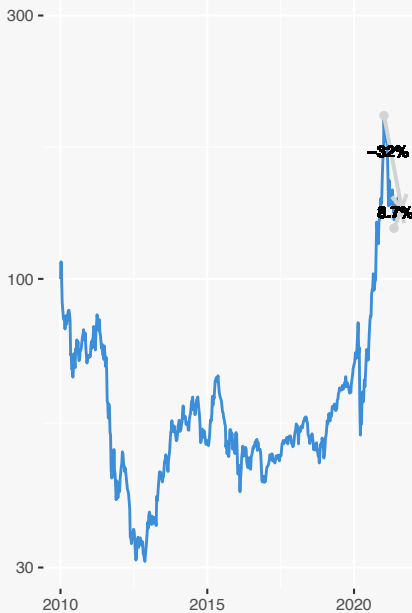
© iSER



iShares Global Clean Energy ETF

USD, TER: 0.42 % | AUM Mio: 618 | Domizil: Vereinigte Staaten | ausschüttend Distr. Yield: 1.2 %

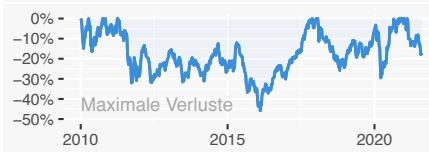
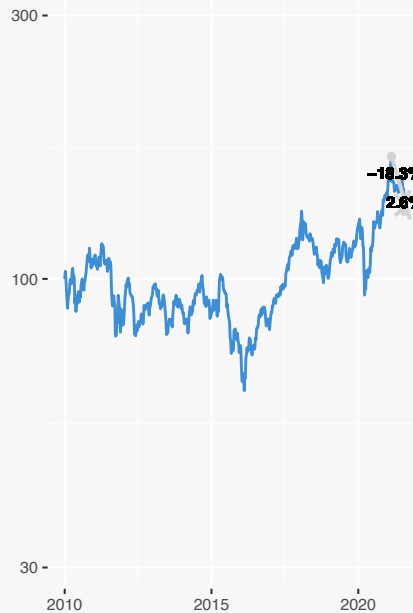
© ICLN



iShares MSCI BRIC ETF

USD, TER: 0.7 % | AUM Mio: 158 | Domizil: Vereinigte Staaten | ausschüttend Distr. Yield: 0.63 %

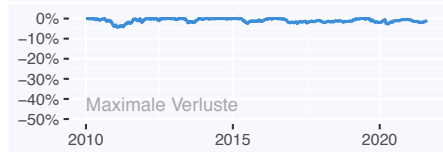
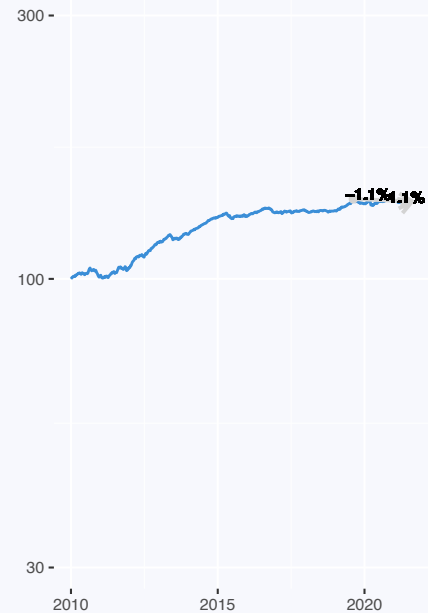
© BRF



iShares €Covered Bond UCITS ETF

EUR, TER: 0.2 % | AUM Mio: 1075 | Domizil: Irland | ausschüttend Distr. Yield: 0.26 %

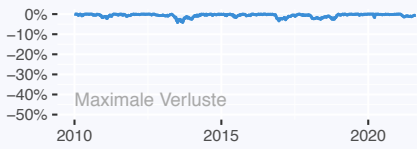
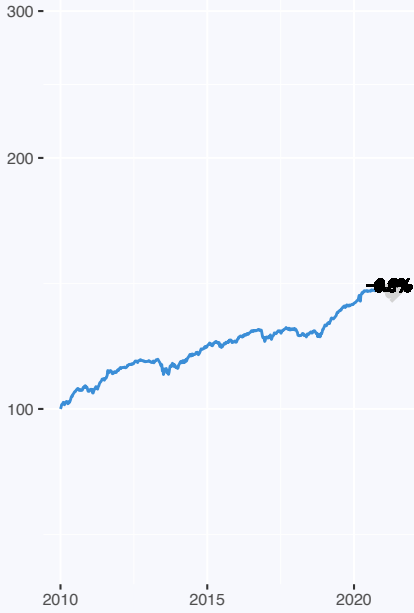
© ICDD



iShares MBS ETF

USD, TER: 0.07 % | AUM Mio: 25560 | Domizil: Vereinigte Staaten | ausschüttend Distr. Yield: 0.84 %

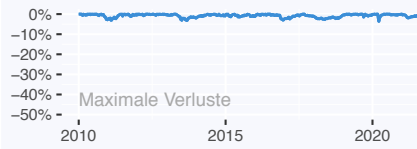
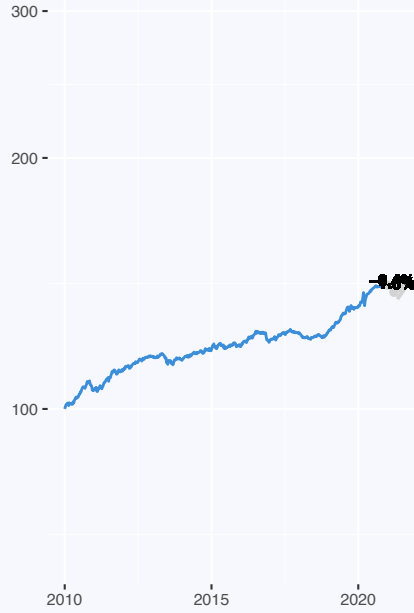
© iMB



iShares Intermediate Government/Credit Bond ETF

USD, TER: 0.2 % | AUM Mio: 2425 | Domizil: Vereinigte Staaten | ausschüttend Distr. Yield: 1.38 %

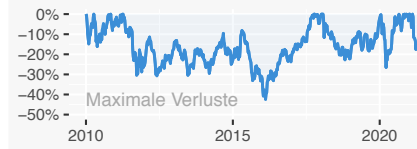
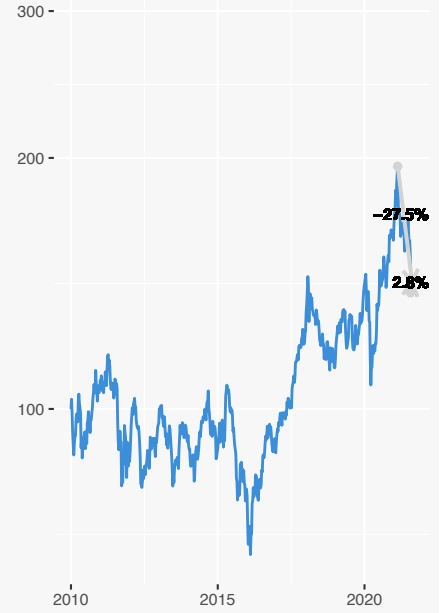
© iGI



iShares BRIC 50 UCITS ETF

USD, TER: 0.74 % | AUM Mio: 224 | Domizil: Irland | ausschüttend Distr. Yield: 1.52 %

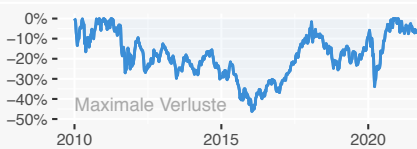
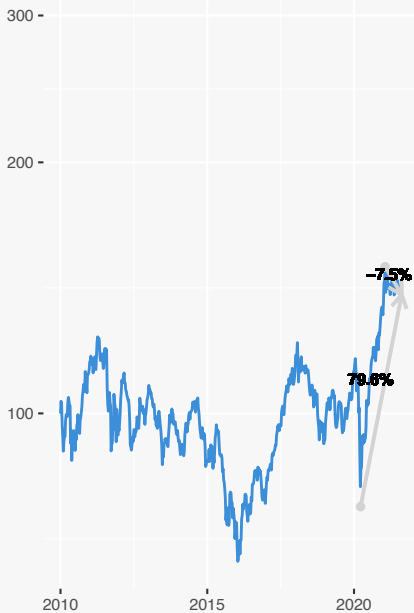
© iBRC



iShares MSCI EM Islamic UCITS ETF

USD, TER: 0.85 % | AUM Mio: 111 | Domizil: Irland | ausschüttend Distr. Yield: 1.22 %

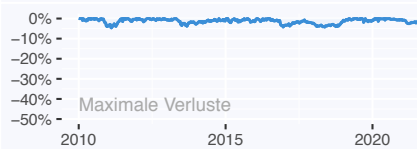
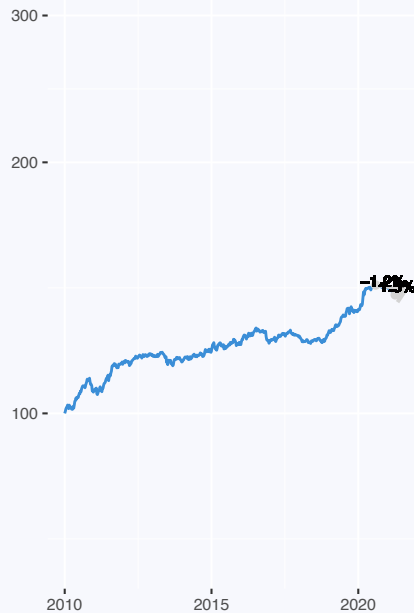
© iSEM



iShares 3-7 Year Treasury Bond ETF

USD, TER: 0.15 % | AUM Mio: 11007 | Domizil: Vereinigte Staaten | ausschüttend Distr. Yield: 0.68 %

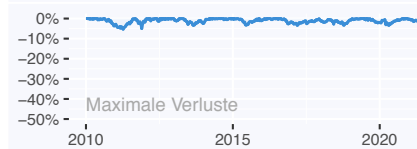
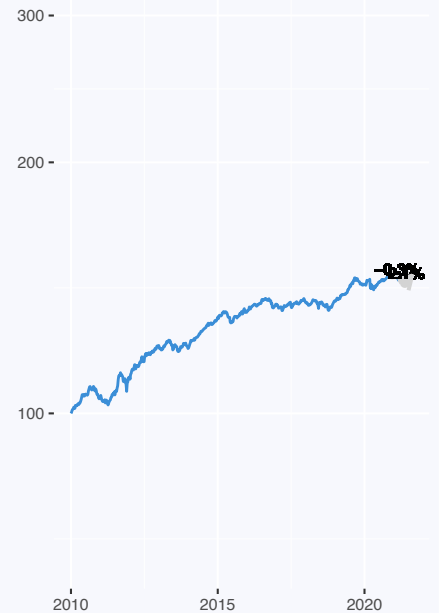
© iE1



iShares €Govt Bond 5-7yr UCITS ETF

EUR, TER: 0.2 % | AUM Mio: 308 | Domizil: Irland | ausschüttend Distr. Yield: 0 %

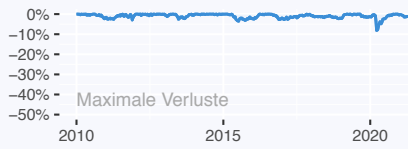
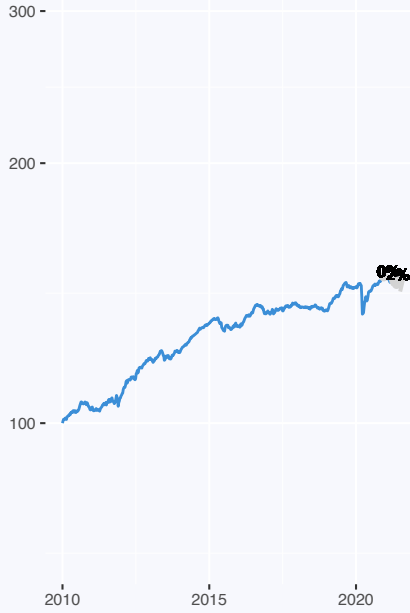
© iE57



iShares €Corp Bond Large Cap UCITS ETF

EUR, TER: 0.2 % | AUM Mio: 2768 | Domizil: Irland | ausschüttend Distr. Yield: 0.81 %

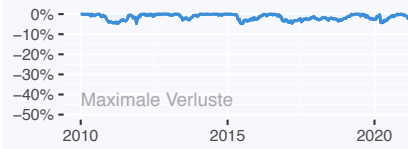
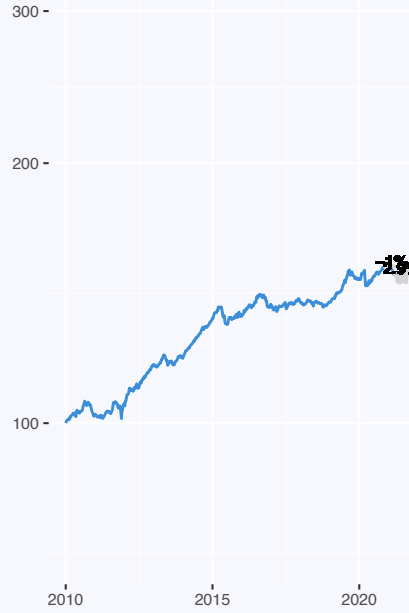
© IBCX



iShares €Aggregate Bond UCITS ETF

EUR, TER: 0.25 % | AUM Mio: 1984 | Domizil: Irland | ausschüttend Distr. Yield: 0.46 %

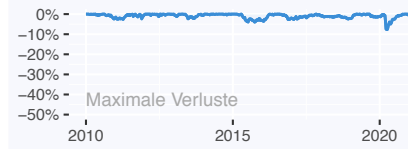
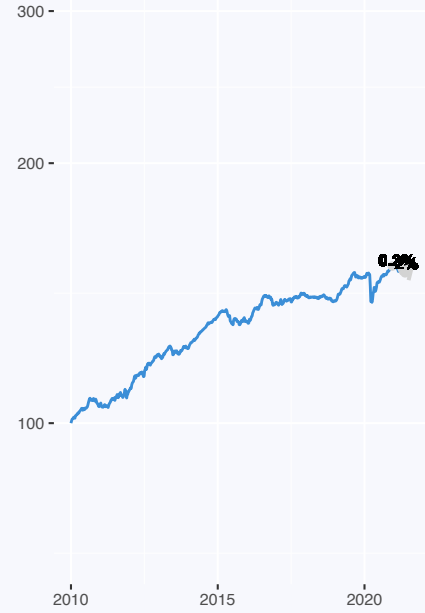
© EAG



iShares €Corp Bond ex-Financials UCITS ETF

EUR, TER: 0.2 % | AUM Mio: 1610 | Domizil: Irland | ausschüttend Distr. Yield: 0.8 %

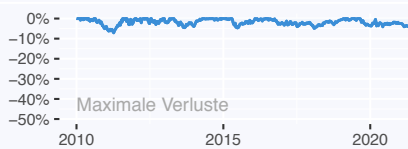
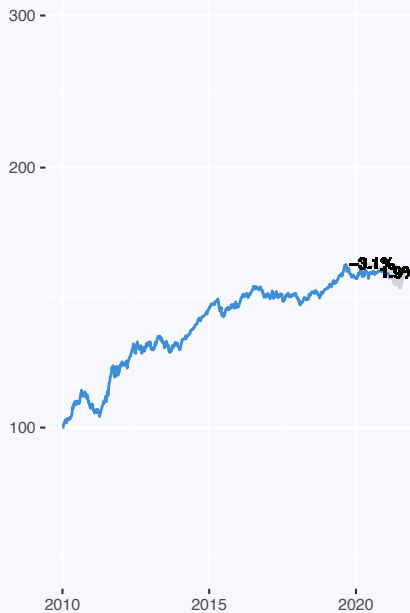
© ISEF



Shares eb.rexx® Government Germany 5.5–10.5yr UCITS ETF (DE) | iShares Euro Government Bond Capped 1.5–10.5yr UCITS ETF (DE)

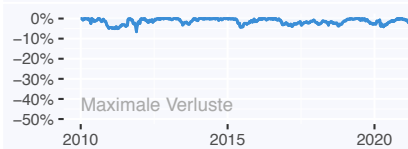
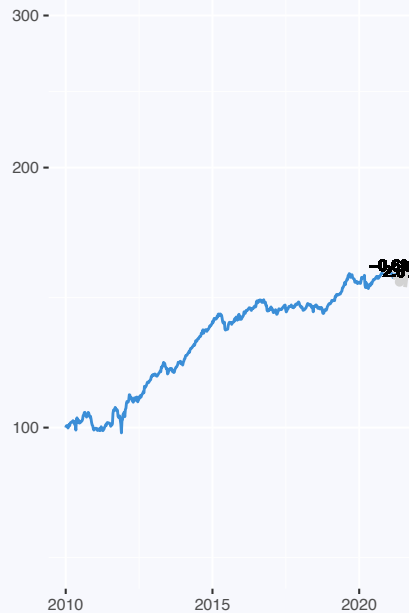
EUR, TER: 0.16 % | AUM Mio: 143 | Domizil: Deutschland | ausschüttend Distr. Yield: 1.15 %

© EDD



EUR, TER: 0.16 % | AUM Mio: 279 | Domizil: Deutschland | ausschüttend Distr. Yield: 0.62 %

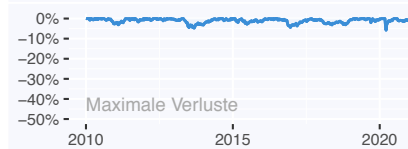
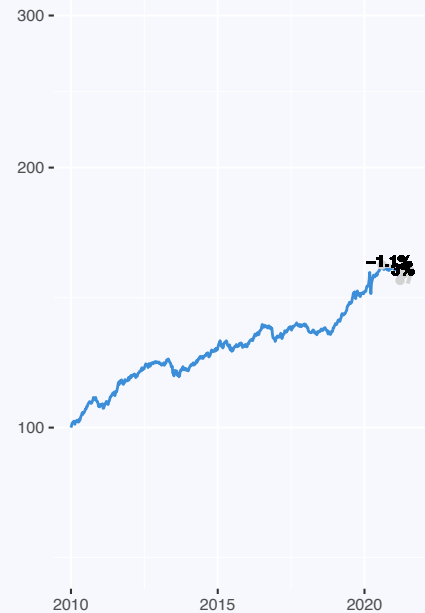
© EDD



iShares Core U.S. Aggregate Bond ETF

USD, TER: 0.05 % | AUM Mio: 89327 | Domizil: Vereinigte Staaten | ausschüttend Distr. Yield: 1.63 %

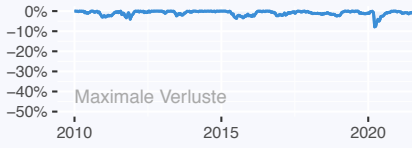
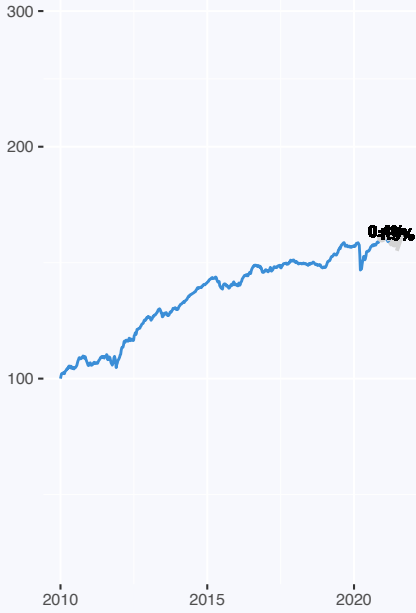
© IAG



iShares Core €Corp Bond UCITS ETF

EUR, TER: 0.2 % | AUM Mio: 11082 | Domizil: Irland | ausschüttend Distr. Yield: 0.87 %

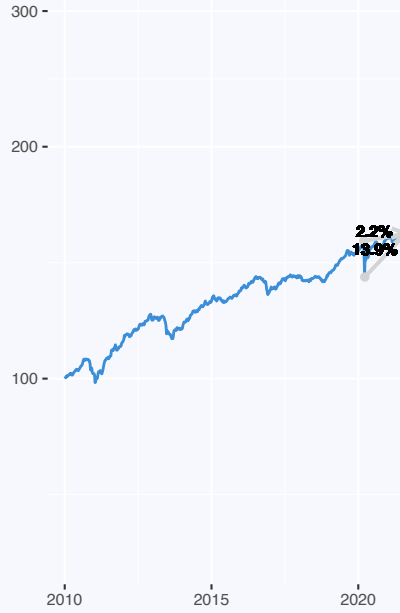
© iEAC



iShares New York Muni Bond ETF

USD, TER: 0.25 % | AUM Mio: 541 | Domizil: Vereinigte Staaten | ausschüttend Distr. Yield: 1.68 %

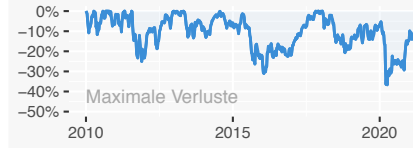
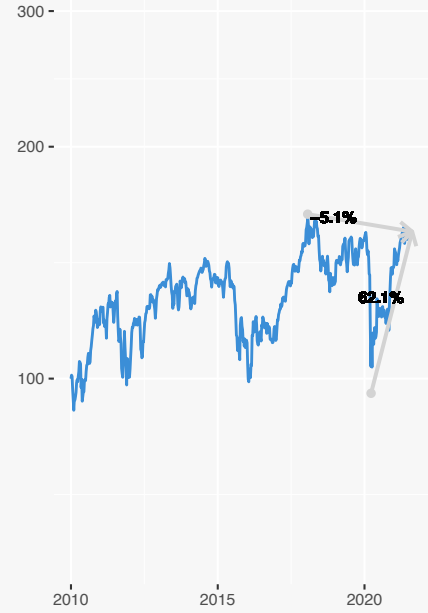
© iNYF



iShares MSCI Singapore ETF

USD, TER: 0.51 % | AUM Mio: 674 | Domizil: Vereinigte Staaten | ausschüttend Distr. Yield: 2.47 %

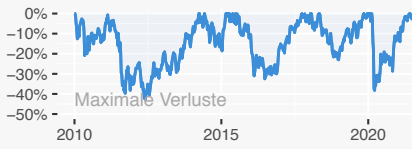
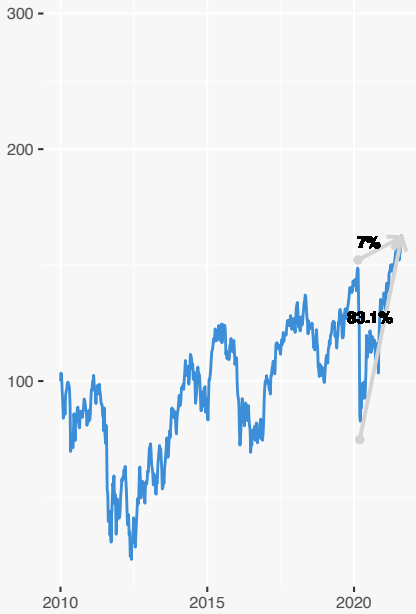
© iEWS



iShares FTSE MIB UCITS ETF EUR (Dist)

EUR, TER: 0.35 % | AUM Mio: 162 | Domizil: Irland | ausschüttend Distr. Yield: 2.02 %

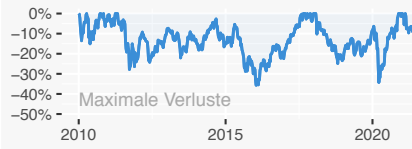
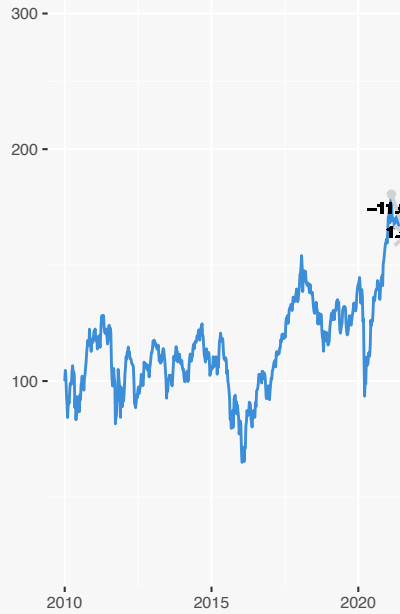
© iMIB



iShares MSCI Emerging Markets ETF

USD, TER: 0.7 % | AUM Mio: 30948 | Domizil: Vereinigte Staaten | ausschüttend Distr. Yield: 0.89 %

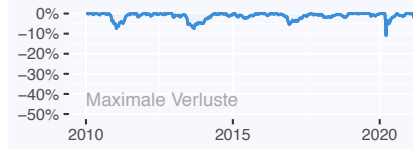
© iEMM



iShares National Muni Bond ETF

USD, TER: 0.07 % | AUM Mio: 23332 | Domizil: Vereinigte Staaten | ausschüttend Distr. Yield: 1.67 %

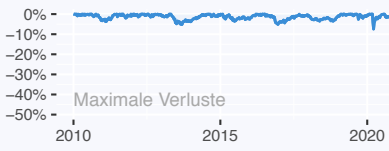
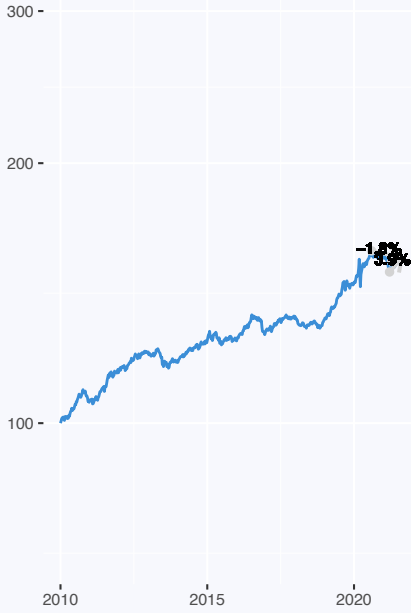
© iMUN



iShares Government/Credit Bond ETF

USD, TER: 0.2 % | AUM Mio: 180 | Domizil: Vereinigte Staaten | ausschüttend Distr. Yield: 1.2 %

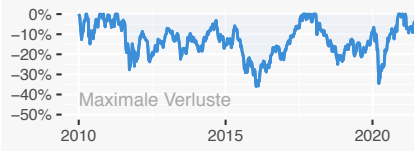
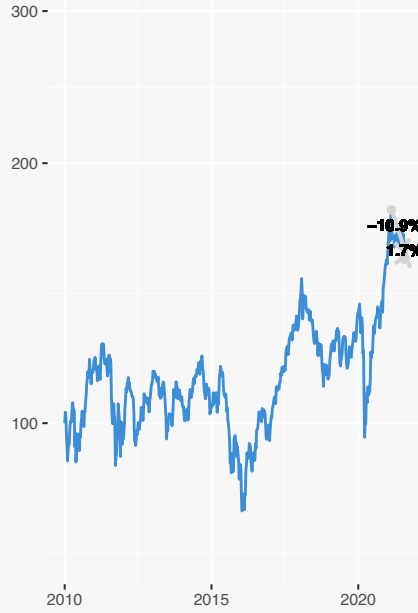
© ISGF



iShares MSCI EM UCITS ETF USD (Acc)

USD, TER: 0.18 % | AUM Mio: 1252 | Domizil: Irland | thesaurierend Distr. Yield: - %

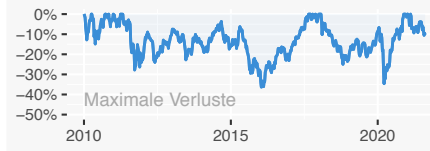
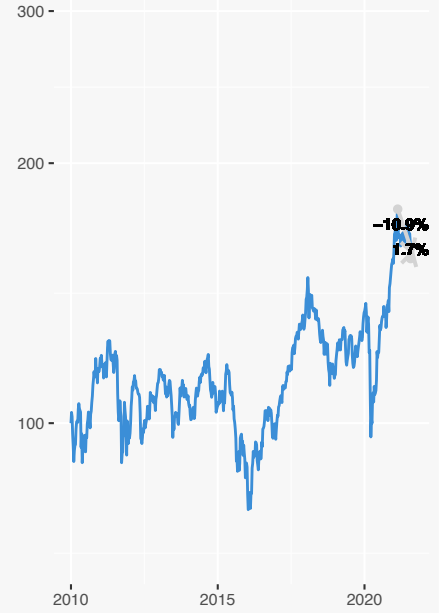
© ISMA



iShares MSCI EM UCITS ETF USD (Dist)

USD, TER: 0.18 % | AUM Mio: 4093 | Domizil: Irland | ausschüttend Distr. Yield: 1.71 %

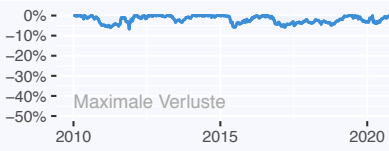
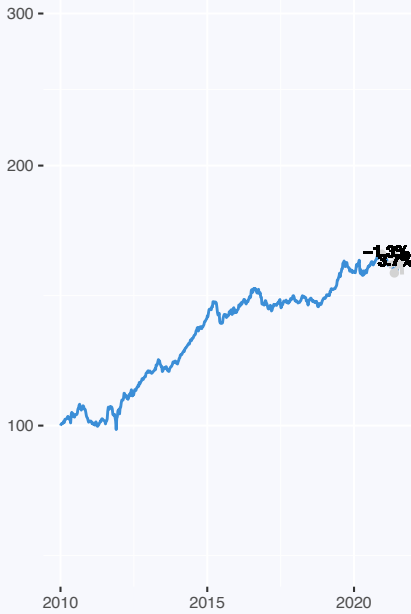
© ISMA



iShares Core €Govt Bond UCITS ETF

EUR, TER: 0.09 % | AUM Mio: 4038 | Domizil: Irland | ausschüttend Distr. Yield: 0.23 %

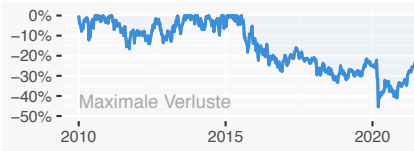
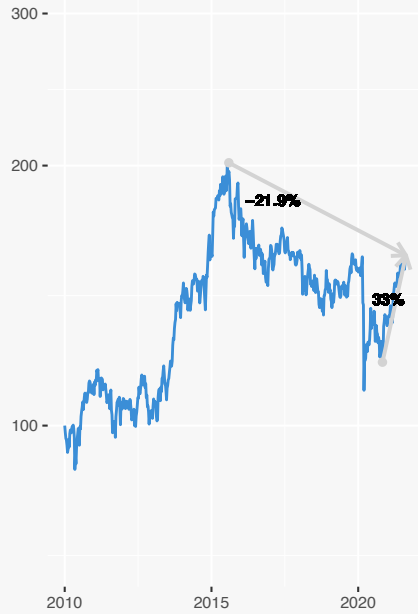
© ISGA



iShares STOXX Europe 600 Telecommunications UCITS ETF (DE)

EUR, TER: 0.46 % | AUM Mio: 602 | Domizil: Deutschland | ausschüttend Distr. Yield: 1.93 %

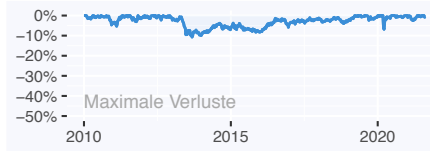
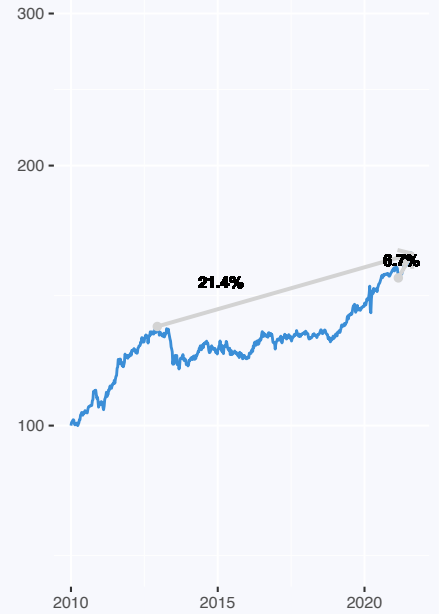
© ISXX2



iShares TIPS Bond ETF

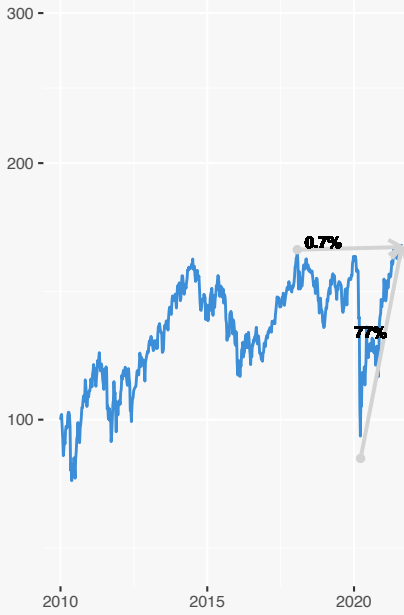
USD, TER: 0.19 % | AUM Mio: 3216 | Domizil: Vereinigte Staaten | ausschüttend Distr. Yield: 6.82 %

© ISIP



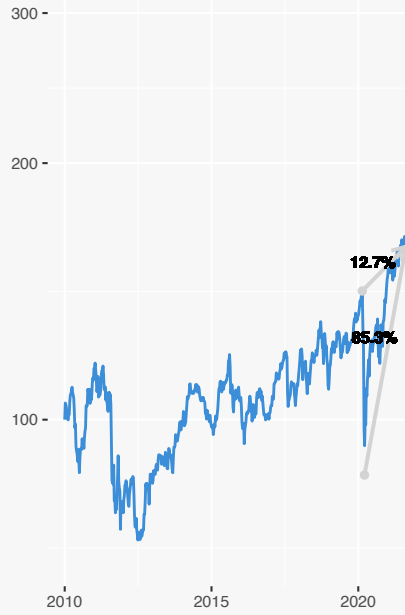
iShares MSCI United Kingdom ETF

USD, TER: 0.51 % | AUM Mio.: 3496 | Domizil: Vereinigte Staaten | ausschüttend Distr. Yield: 3.56 %
© iEW



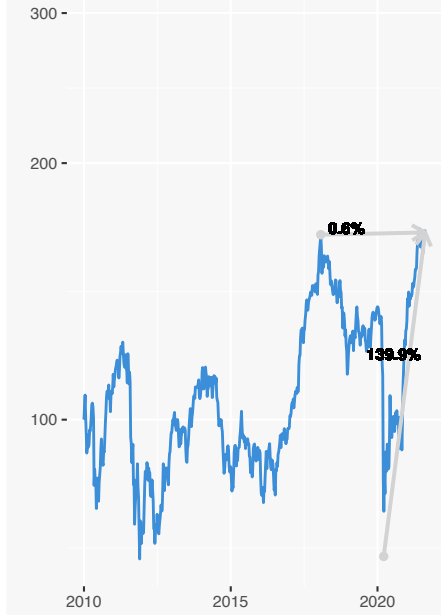
iShares MSCI Israel ETF

USD, TER: 0.59 % | AUM Mio.: 100 | Domizil: Vereinigte Staaten | ausschüttend Distr. Yield: 3.35 %
© iES



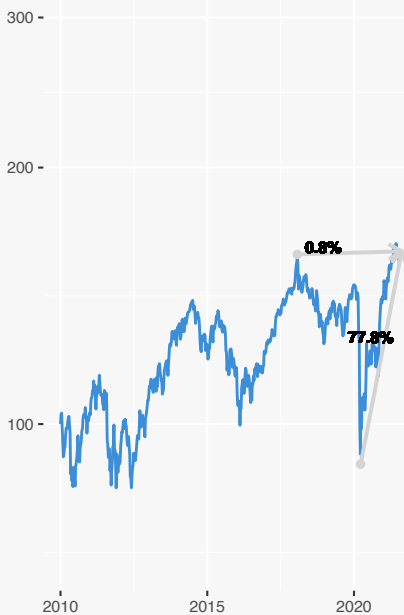
iShares MSCI Austria ETF

USD, TER: 0.51 % | AUM Mio.: 87 | Domizil: Vereinigte Staaten | ausschüttend Distr. Yield: 2.01 %
© iEW



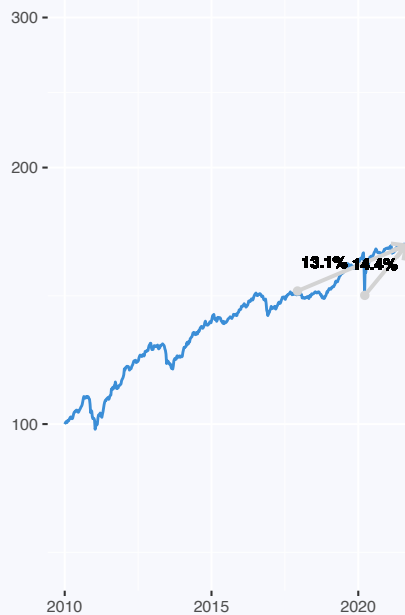
iShares MSCI EAFE Value ETF

USD, TER: 0.39 % | AUM Mio.: 14857 | Domizil: Vereinigte Staaten | ausschüttend Distr. Yield: 3.49 %
© iEV



iShares California Muni Bond ETF

USD, TER: 0.25 % | AUM Mio.: 18721 | Domizil: Vereinigte Staaten | ausschüttend Distr. Yield: 1.37 %
© iCM



iShares \$ Treasury Bond 7-10yr UCITS ETF

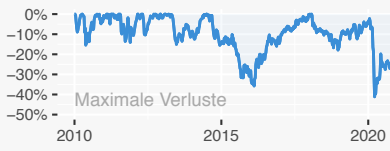
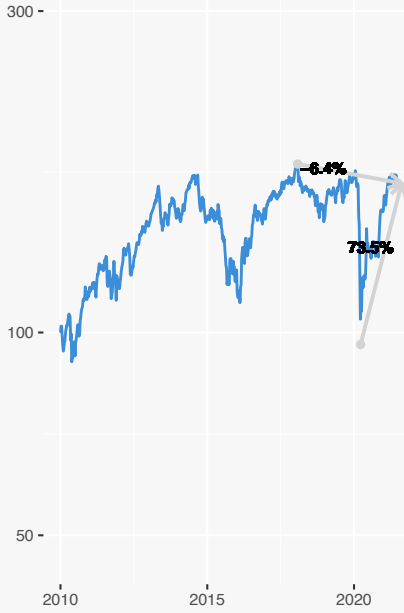
USD, TER: 0.07 % | AUM Mio.: 4507 | Domizil: Irland | ausschüttend Distr. Yield: 1.21 %
© iTB



iShares Asia Pacific Dividend UCITS ETF

USD, TER: 0.59 % | AUM Mio: 372 | Domizil: Irland | ausschüttend Distr. Yield: 4.03 %

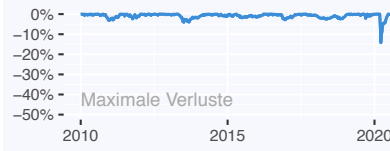
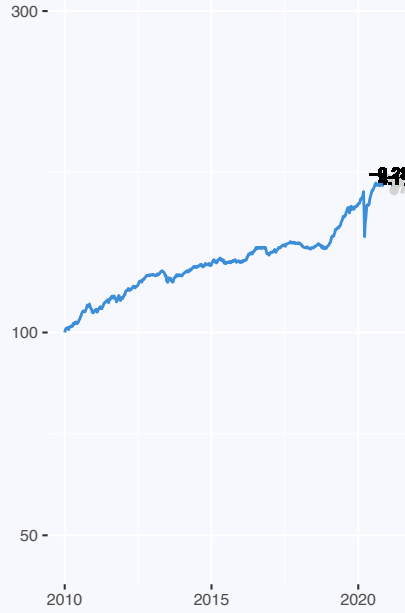
ID: IAPD



iShares 5-10 Year Investment Grade Corporate Bond ETF

USD, TER: 0.06 % | AUM Mio: 11926 | Domizil: Vereinigte Staaten | ausschüttend Distr. Yield: 2.11 %

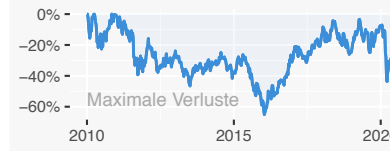
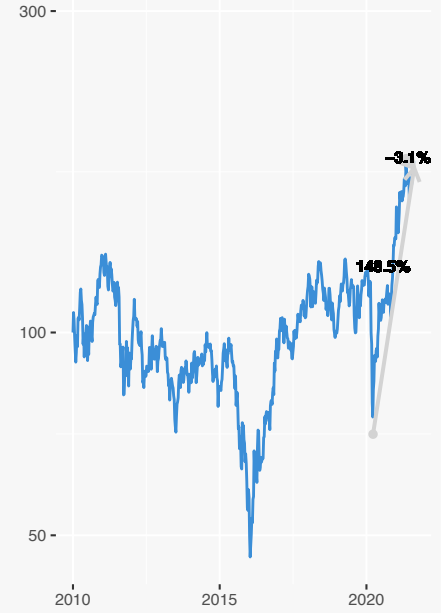
ID: IIGB



iShares STOXX Europe 600 Basic Resources UCITS ETF (DE)

EUR, TER: 0.46 % | AUM Mio: 719 | Domizil: Deutschland | ausschüttend Distr. Yield: 3.11 %

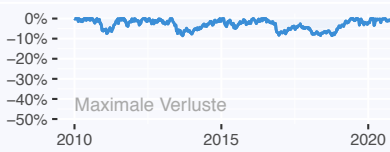
ID: IOPRX



iShares 7-10 Year Treasury Bond ETF

USD, TER: 0.15 % | AUM Mio: 14999 | Domizil: Vereinigte Staaten | ausschüttend Distr. Yield: 0.73 %

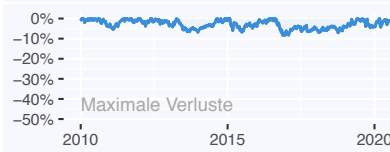
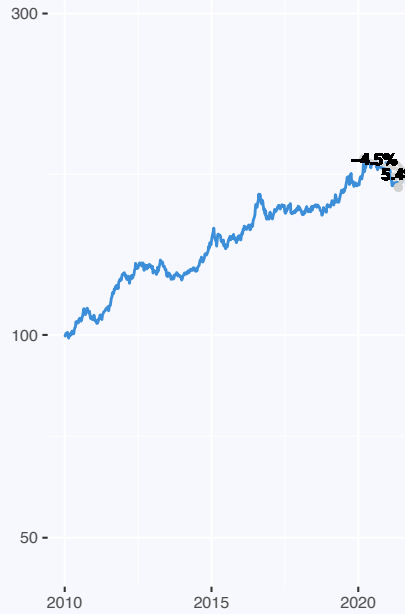
ID: IEF



iShares Core UK Gilts UCITS ETF

GBP, TER: 0.07 % | AUM Mio: 1430 | Domizil: Irland | ausschüttend Distr. Yield: 0.83 %

ID: IGLT



iShares €Govt Bond 7-10yr UCITS ETF

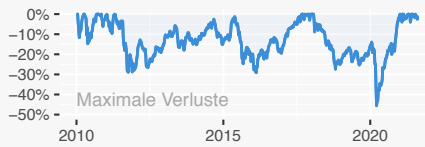
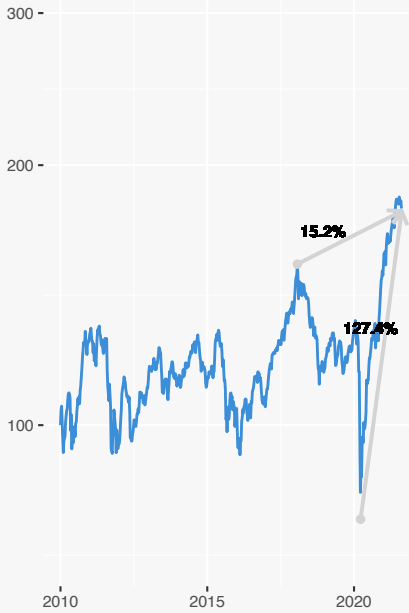
EUR, TER: 0.2 % | AUM Mio: 532 | Domizil: Irland | ausschüttend Distr. Yield: 0.01 %

ID: IGBM



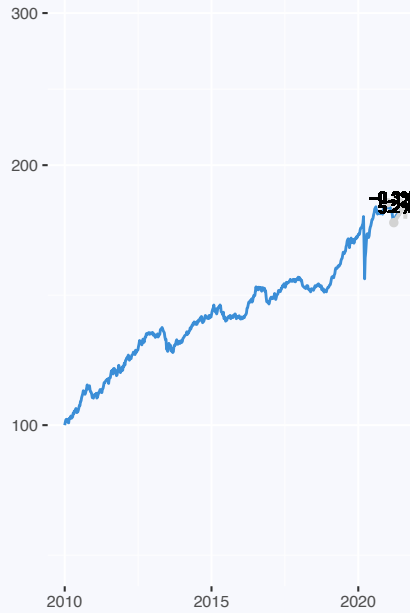
iShares MSCI EM Small Cap UCITS ETF

USD, TER: 0.74 % | AUM Mio: 389 | Domizil: Irland | ausschüttend Distr. Yield: 1.28 %
© iSGS



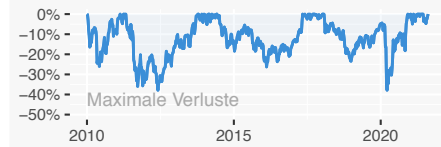
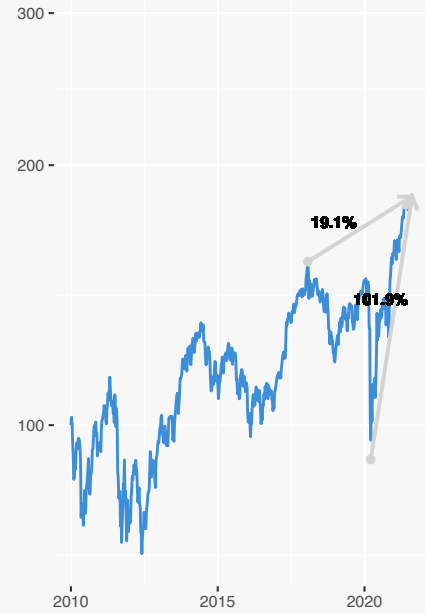
iShares Broad USD Investment Grade Corporate Bond ETF

USD, TER: 0.04 % | AUM Mio: 5792 | Domizil: Vereinigte Staaten | ausschüttend Distr. Yield: 2.12 %
© iSGS



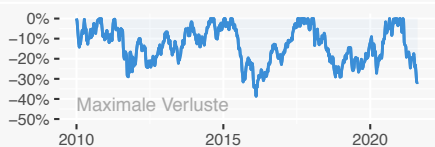
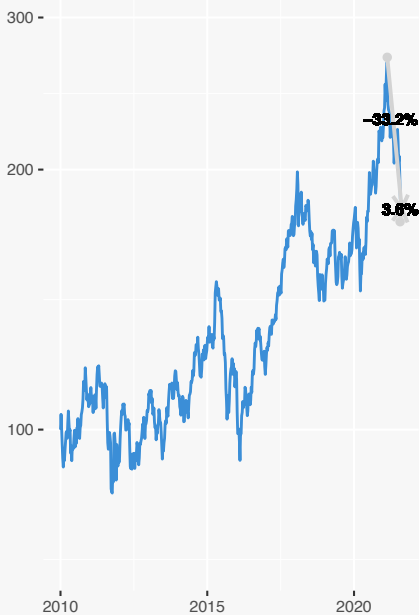
iShares MSCI Eurozone ETF

USD, TER: 0.51 % | AUM Mio: 8203 | Domizil: Vereinigte Staaten | ausschüttend Distr. Yield: 2.02 %
© iSGS



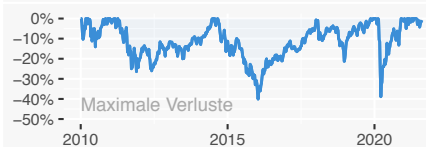
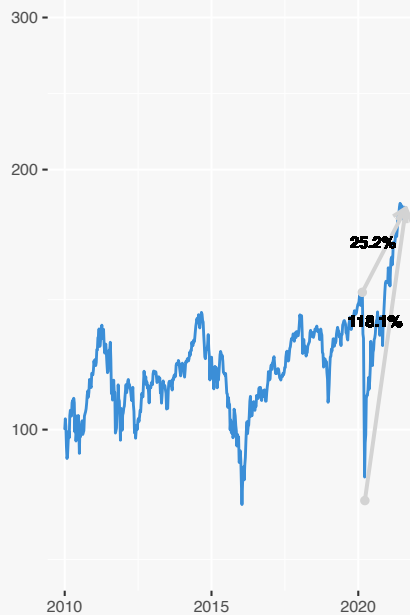
iShares Dow Jones China Offshore 50 UCITS ETF (DE)

USD, TER: 0.61 % | AUM Mio: 88 | Domizil: Deutschland | ausschüttend Distr. Yield: 1.43 %
© iGXX



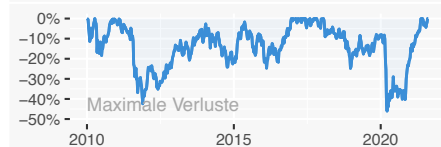
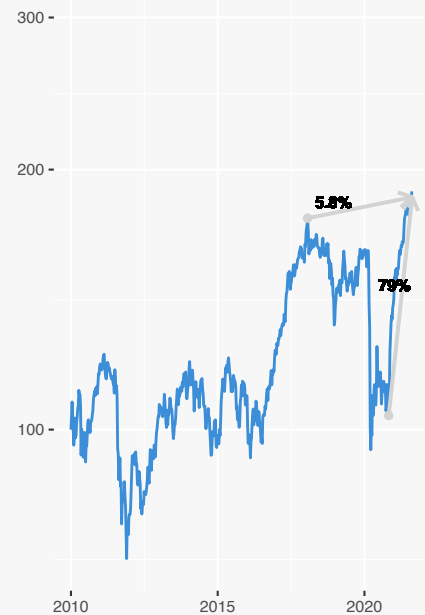
iShares MSCI Canada ETF

USD, TER: 0.51 % | AUM Mio: 3753 | Domizil: Vereinigte Staaten | ausschüttend Distr. Yield: 1.28 %
© iGXC



iShares ATX UCITS ETF (DE)

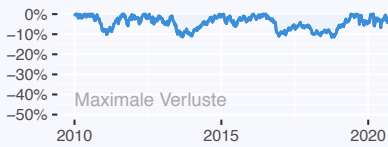
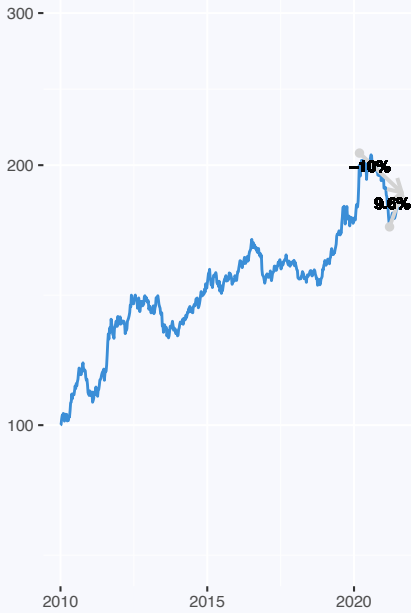
EUR, TER: 0.32 % | AUM Mio: 149 | Domizil: Deutschland | ausschüttend Distr. Yield: 1.26 %
© iGXXX



iShares 10-20 Year Treasury Bond ETF

USD, TER: 0.15 % | AUM Mio: 1270 | Domizil: Vereinigte Staaten | ausschüttend Distr. Yield: 1.47 %

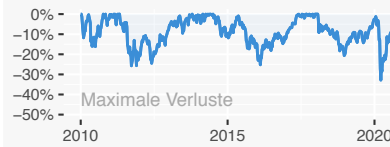
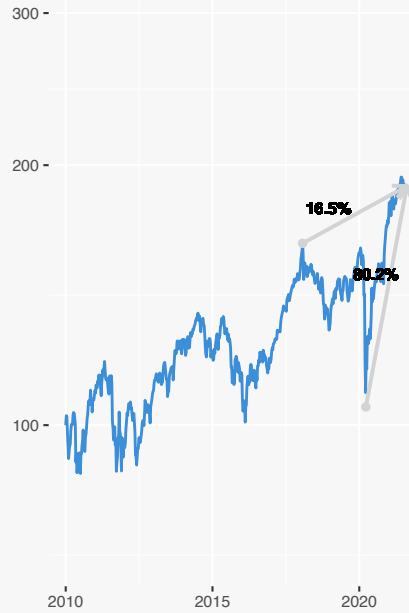
ID: TLT



iShares MSCI ACWI ex U.S. ETF

USD, TER: 0.34 % | AUM Mio: 4344 | Domizil: Vereinigte Staaten | ausschüttend Distr. Yield: 2.2 %

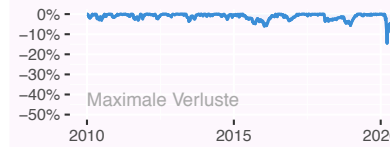
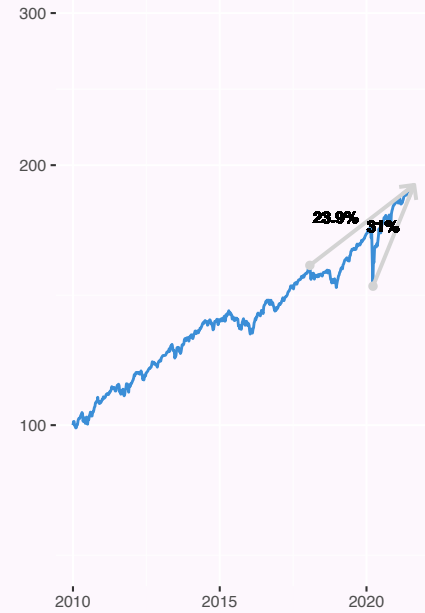
ID: ACWX



iShares Core Conservative Allocation ETF

USD, TER: 0.31 % | AUM Mio: 947 | Domizil: Vereinigte Staaten | ausschüttend Distr. Yield: 0.83 %

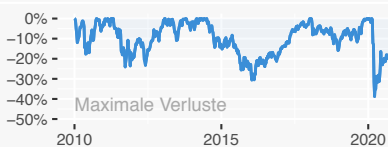
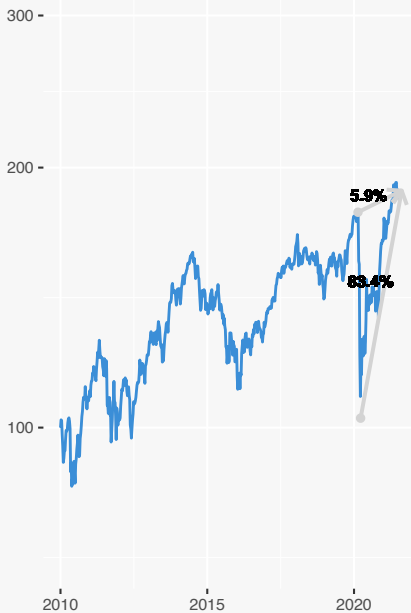
ID: AOK



iShares International Select Dividend ETF

USD, TER: 0.49 % | AUM Mio: 4459 | Domizil: Vereinigte Staaten | ausschüttend Distr. Yield: 6.27 %

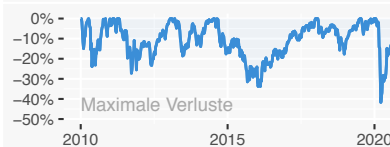
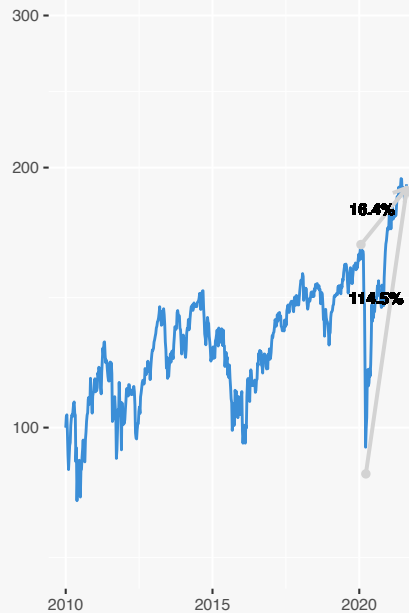
ID: IDV



iShares MSCI Australia ETF

USD, TER: 0.51 % | AUM Mio: 1553 | Domizil: Vereinigte Staaten | ausschüttend Distr. Yield: 2.97 %

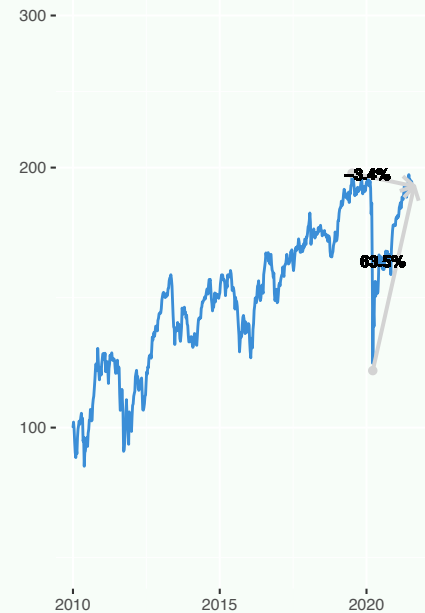
ID: EWA



iShares Asia Property Yield UCITS ETF

USD, TER: 0.59 % | AUM Mio: 647 | Domizil: Irland | ausschüttend Distr. Yield: 2.85 %

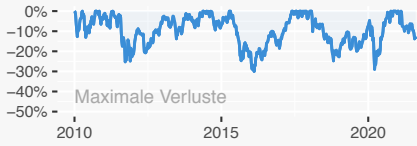
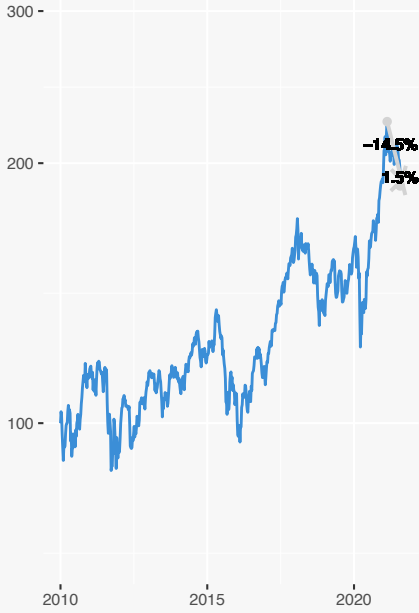
ID: USPF



iShares MSCI All Country Asia ex Japan ETF

USD, TER: 0.7 % | AUM Mio: 5694 | Domizil: Vereinigte Staaten | ausschüttend Distr. Yield: 0.6 %

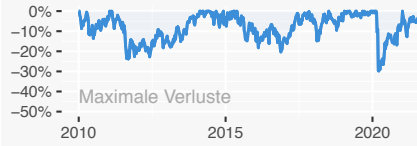
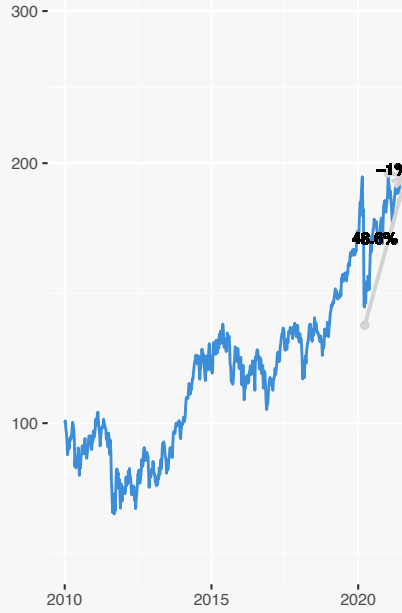
© AAUJ



iShares STOXX Europe 600 Utilities UCITS ETF (DE)

EUR, TER: 0.46 % | AUM Mio: 368 | Domizil: Deutschland | ausschüttend Distr. Yield: 2.75 %

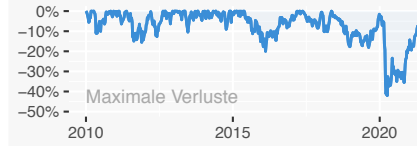
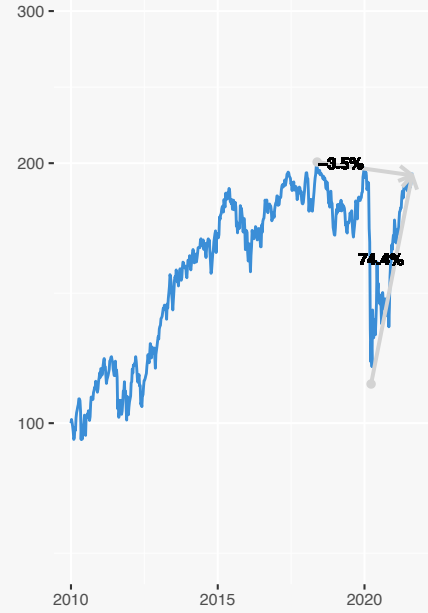
© SBEPEX



iShares UK Dividend UCITS ETF

GBP, TER: 0.4 % | AUM Mio: 788 | Domizil: Irland | ausschüttend Distr. Yield: 4.43 %

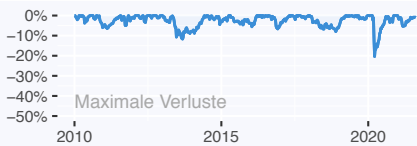
© IARD



iShares J.P. Morgan USD Emerging Markets Bond ETF

USD, TER: 0.39 % | AUM Mio: 20723 | Domizil: Vereinigte Staaten | ausschüttend Distr. Yield: 3.56 %

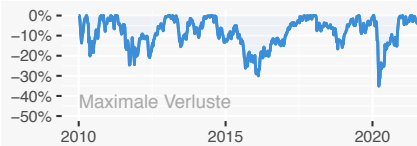
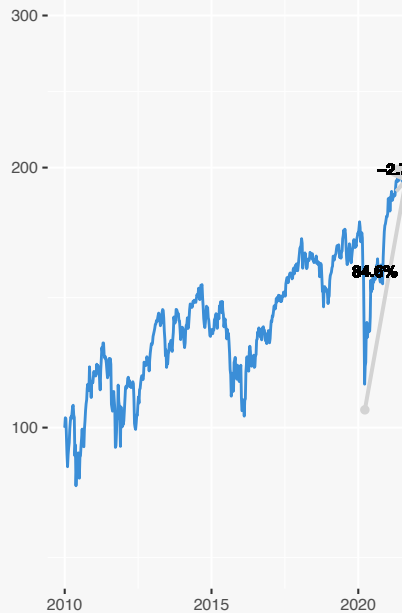
© EMB



iShares MSCI Pacific ex-Japan UCITS ETF

USD, TER: 0.6 % | AUM Mio: 306 | Domizil: Irland | ausschüttend Distr. Yield: 2.27 %

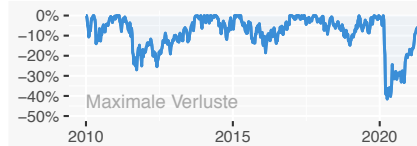
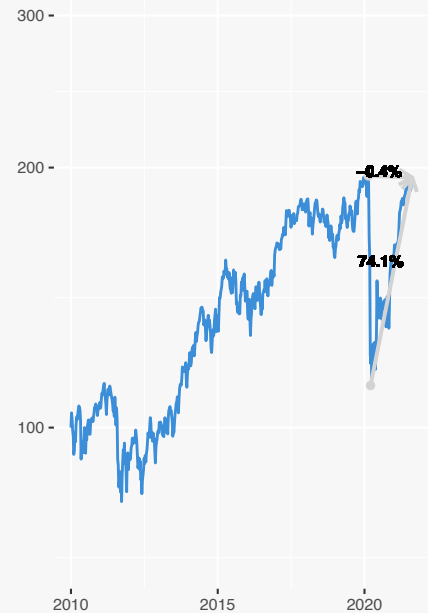
© SPJX



iShares Euro Dividend UCITS ETF

EUR, TER: 0.4 % | AUM Mio: 888 | Domizil: Irland | ausschüttend Distr. Yield: 3.7 %

© IDIV



iShares J.P. Morgan \$ EM Bond UCITS ETF

USD, TER: 0.45 % | AUM Mio: 10904 | Domizil: Irland | ausschüttend Distr. Yield: 3.88 %

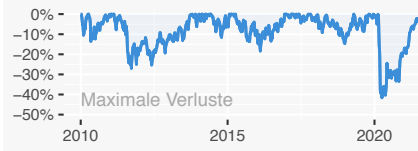
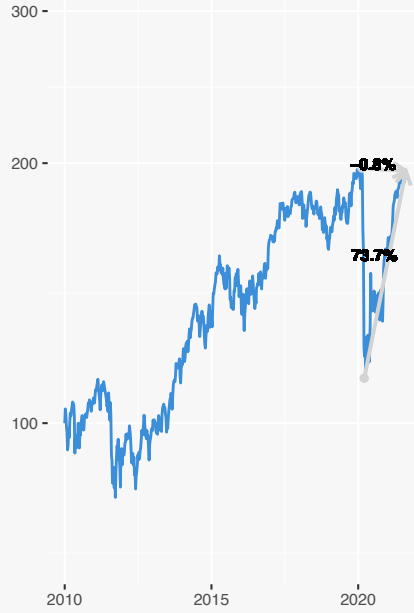
© iSBG



iShares EURO STOXX Select Dividend 30 UCITS ETF (DE)

EUR, TER: 0.31 % | AUM Mio: 572 | Domizil: Deutschland | ausschüttend Distr. Yield: 3.63 %

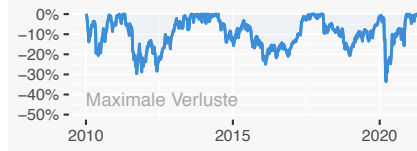
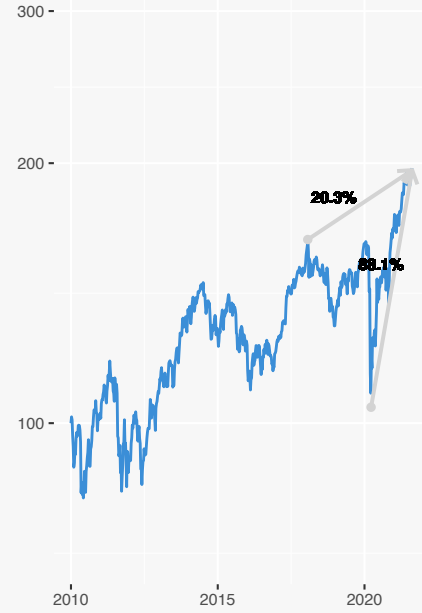
© iSBG



iShares Europe ETF

USD, TER: 0.59 % | AUM Mio: 1980 | Domizil: Vereinigte Staaten | ausschüttend Distr. Yield: 3.36 %

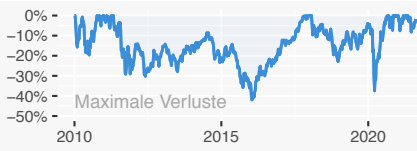
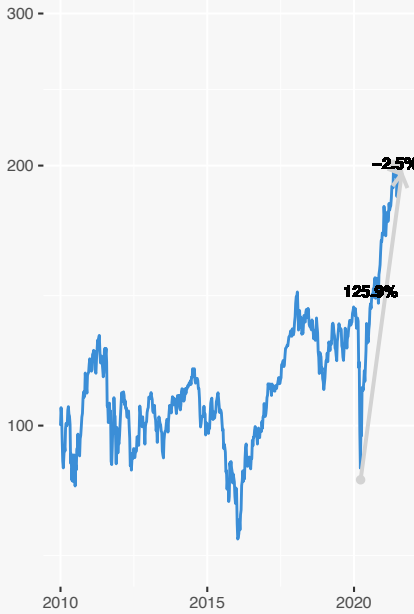
© iSBV



iShares Global Materials ETF

USD, TER: 0.43 % | AUM Mio: 860 | Domizil: Vereinigte Staaten | ausschüttend Distr. Yield: 2.5 %

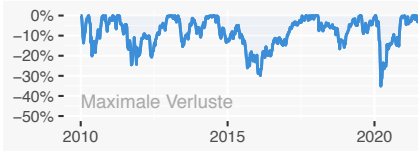
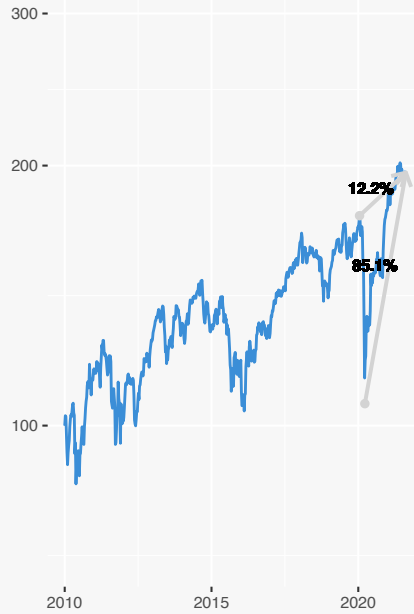
© iSG



iShares MSCI Pacific ex Japan ETF

USD, TER: 0.48 % | AUM Mio: 2479 | Domizil: Vereinigte Staaten | ausschüttend Distr. Yield: 2.46 %

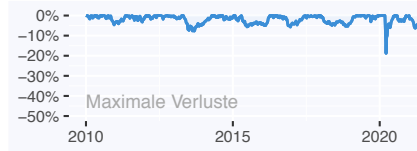
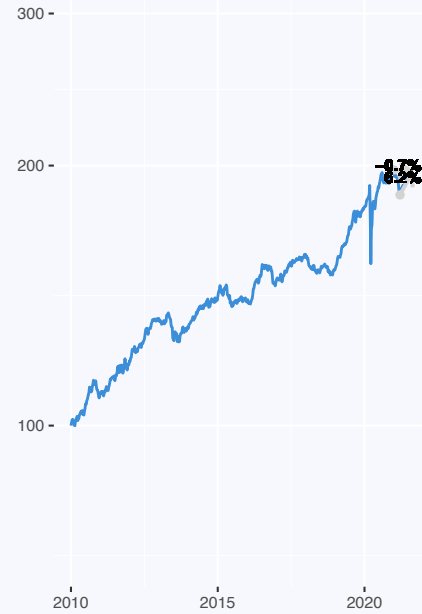
© iSPF



iShares iBoxx \$ Investment Grade Corporate Bond ETF

USD, TER: 0.14 % | AUM Mio: 40187 | Domizil: Vereinigte Staaten | ausschüttend Distr. Yield: 2.04 %

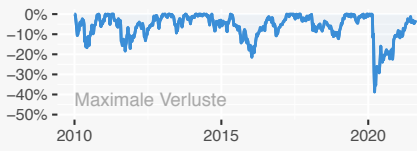
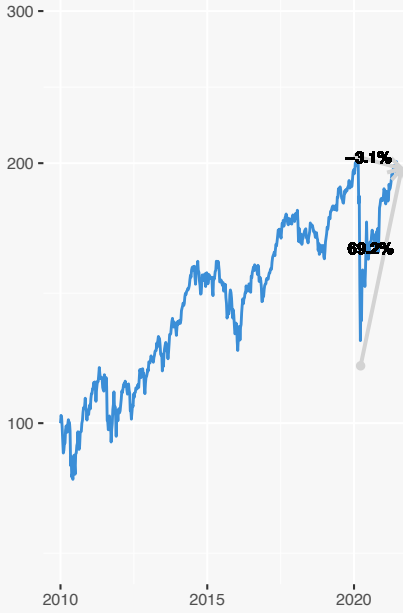
© iCB



iShares Global Infrastructure ETF

USD, TER: 0.43 % | AUM Mio: 3058 | Domizil: Vereinigte Staaten | ausschüttend Distr. Yield: 3.06 %

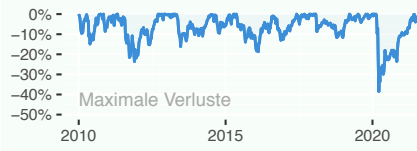
ID: IGF



iShares International Developed Real Estate ETF

USD, TER: 0.48 % | AUM Mio: 269 | Domizil: Vereinigte Staaten | ausschüttend Distr. Yield: 3.87 %

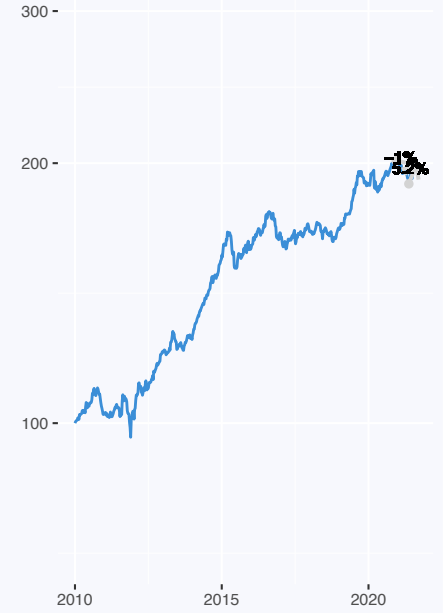
ID: IRE



iShares €Govt Bond 10-15yr UCITS ETF

EUR, TER: 0.2 % | AUM Mio: 56 | Domizil: Irland | ausschüttend Distr. Yield: 0.3 %

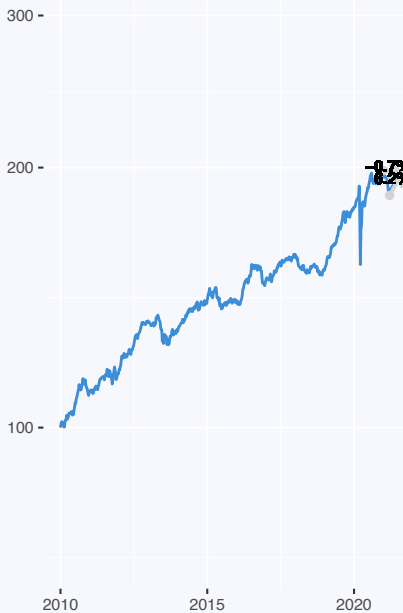
ID: IEG



iShares \$ Corp Bond UCITS ETF

USD, TER: 0.2 % | AUM Mio: 5902 | Domizil: Irland | ausschüttend Distr. Yield: 2.84 %

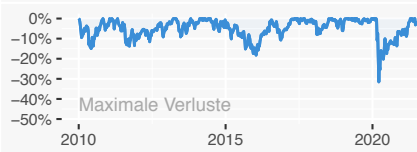
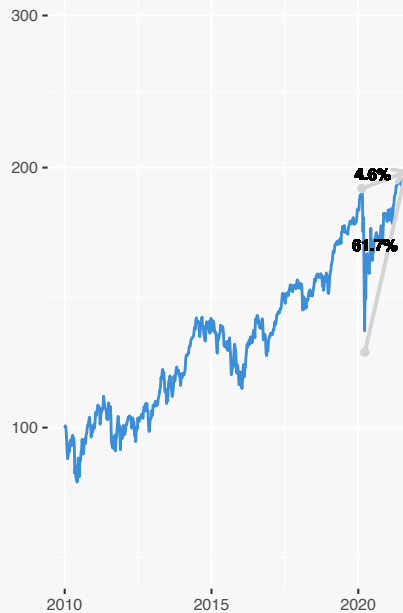
ID: ILC



iShares Global Infrastructure UCITS ETF

USD, TER: 0.65 % | AUM Mio: 1381 | Domizil: Irland | ausschüttend Distr. Yield: 1.94 %

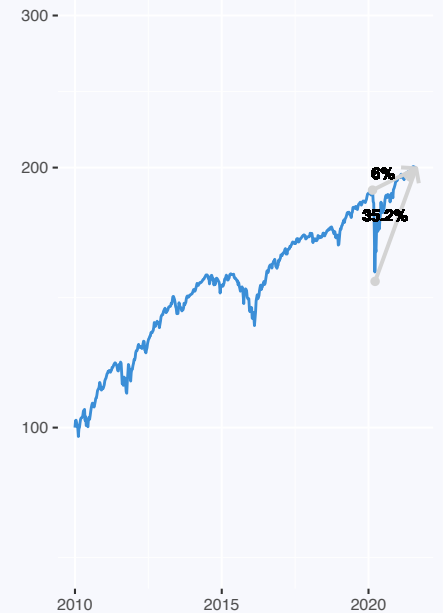
ID: IGI



iShares iBoxx \$ High Yield Corporate Bond ETF

USD, TER: 0.48 % | AUM Mio: 18664 | Domizil: Vereinigte Staaten | ausschüttend Distr. Yield: 3.69 %

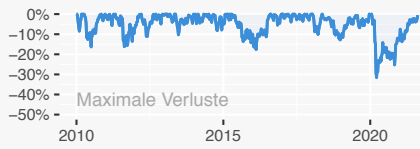
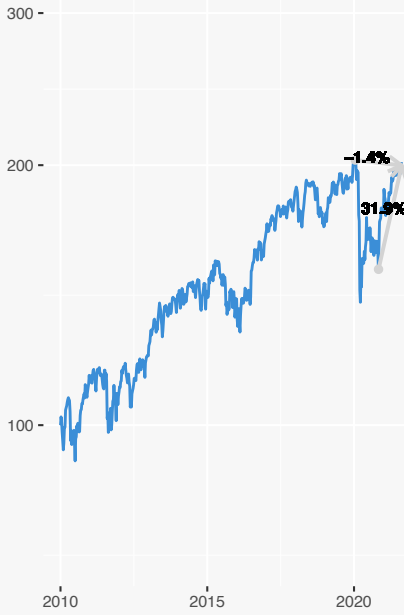
ID: IHY



iShares Core FTSE 100 UCITS ETF

GBP, TER: 0.07 % | AUM Mio: 9768 | Domizil: Irland | ausschüttend Distr. Yield: 3.29 %

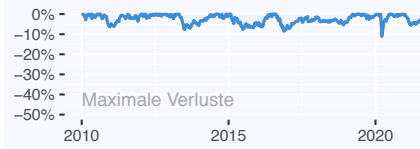
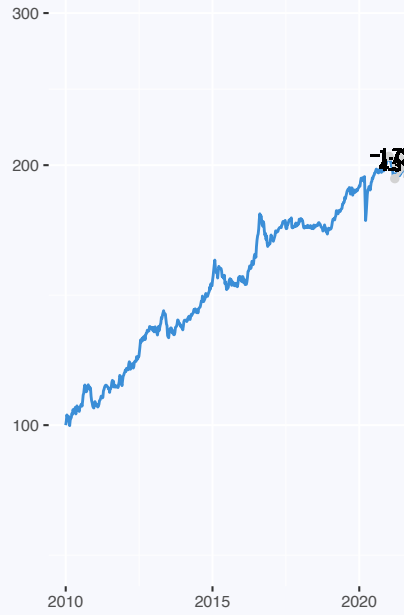
© iSIF



iShares Core £ Corp Bond UCITS ETF

GBP, TER: 0.2 % | AUM Mio: 1913 | Domizil: Irland | ausschüttend Distr. Yield: 2.09 %

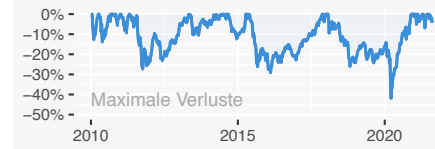
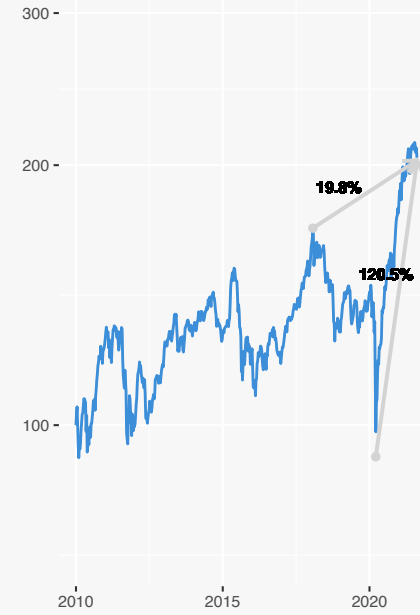
© iSXX



iShares MSCI AC Far East ex-Japan Small Cap UCITS ETF

USD, TER: 0.74 % | AUM Mio: 99 | Domizil: Irland | ausschüttend Distr. Yield: 1.74 %

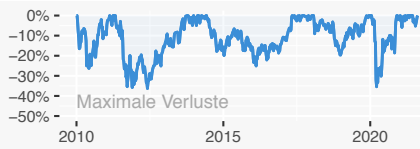
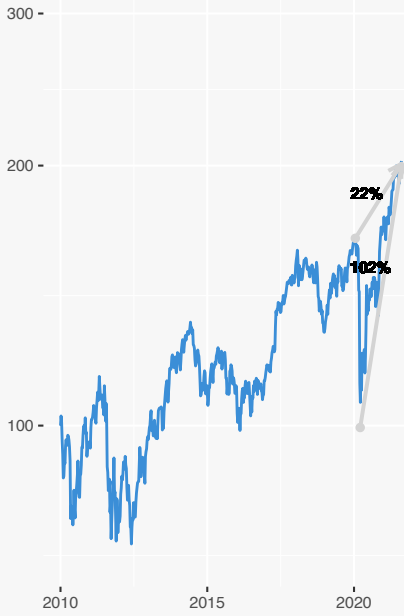
© iSFE



iShares MSCI France ETF

USD, TER: 0.51 % | AUM Mio: 762 | Domizil: Vereinigte Staaten | ausschüttend Distr. Yield: 2.36 %

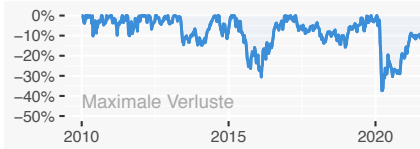
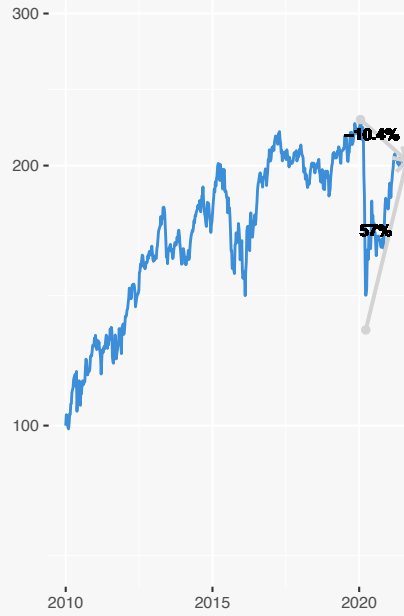
© iSFO



iShares Dow Jones Asia Pacific Select Dividend 50 UCITS ETF (DE)

EUR, TER: 0.31 % | AUM Mio: 247 | Domizil: Deutschland | ausschüttend Distr. Yield: 4.28 %

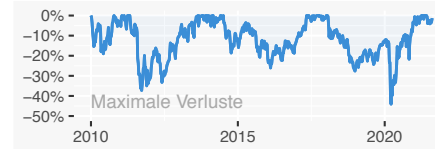
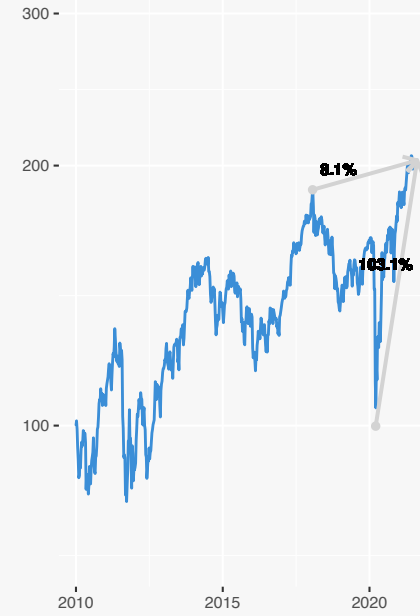
© iSDFW



iShares MSCI Germany ETF

USD, TER: 0.51 % | AUM Mio: 2966 | Domizil: Vereinigte Staaten | ausschüttend Distr. Yield: 3.59 %

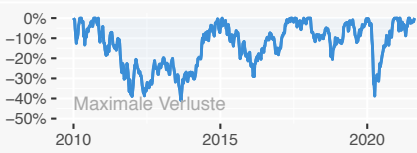
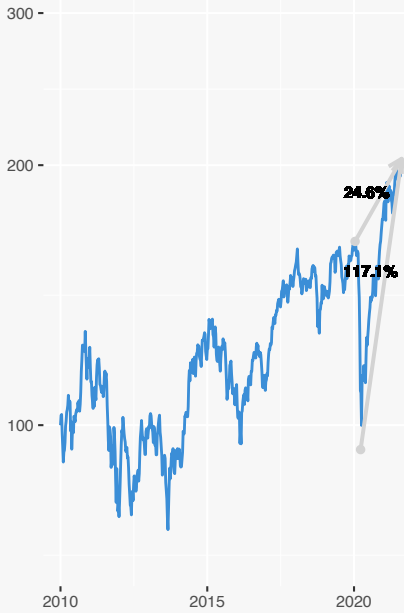
© iSFW



iShares India 50 ETF

USD, TER: 0.9 % | AUM Mio: 667 | Domizil: Vereinigte Staaten | ausschüttend Distr.: Yield: 0.03 %

© iNAV



iShares £ Corp Bond ex-Financials UCITS ETF

GBP, TER: 0.2 % | AUM Mio: 187 | Domizil: Irland | ausschüttend Distr.: Yield: 2.25 %

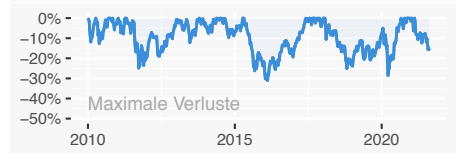
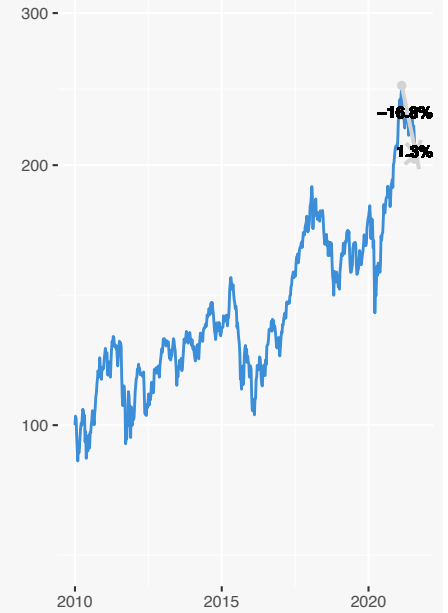
© iNAV



iShares MSCI AC Far East ex-Japan UCITS ETF

USD, TER: 0.74 % | AUM Mio: 2120 | Domizil: Irland | ausschüttend Distr.: Yield: 1.27 %

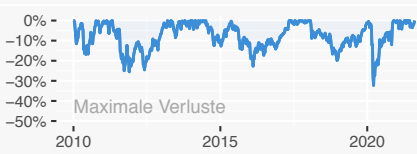
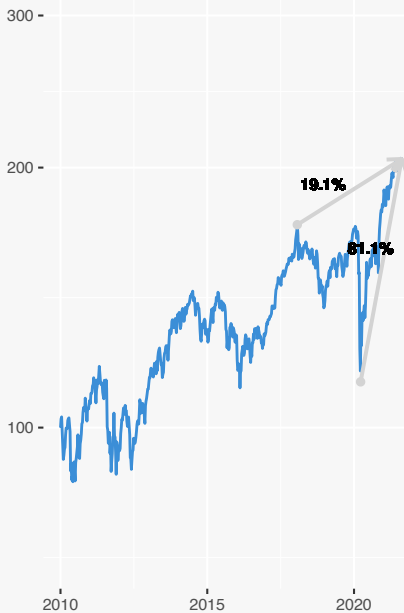
© iNAV



iShares MSCI EAFE ETF

USD, TER: 0.32 % | AUM Mio: 57869 | Domizil: Vereinigte Staaten | ausschüttend Distr.: Yield: 2.87 %

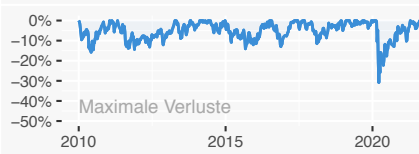
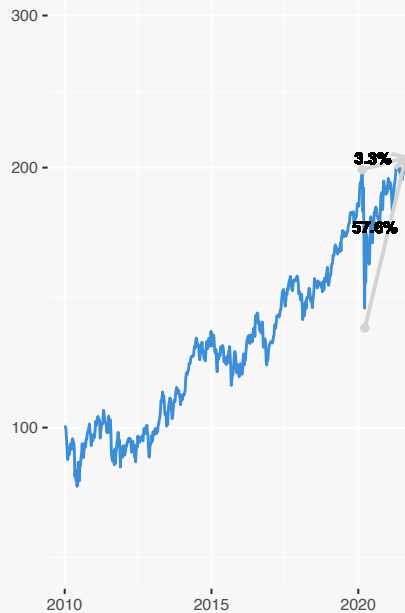
© iNAV



iShares Global Utilities ETF

USD, TER: 0.43 % | AUM Mio: 149 | Domizil: Vereinigte Staaten | ausschüttend Distr.: Yield: 2.84 %

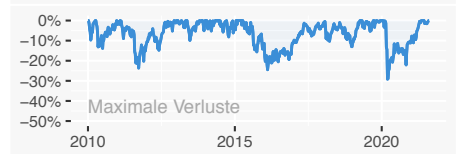
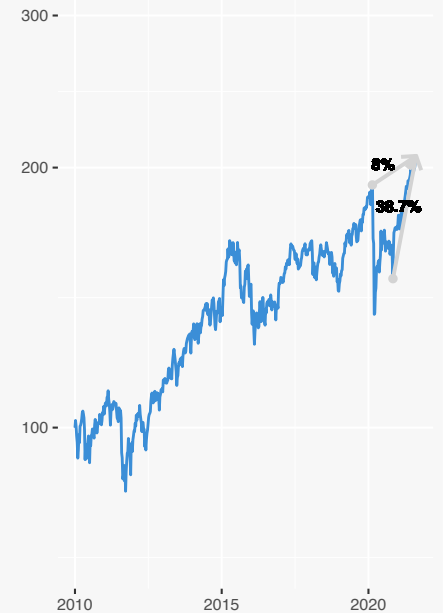
© iNAV



iShares STOXX Europe 50 UCITS ETF (DE)

EUR, TER: 0.51 % | AUM Mio: 107 | Domizil: Deutschland | ausschüttend Distr.: Yield: 2.05 %

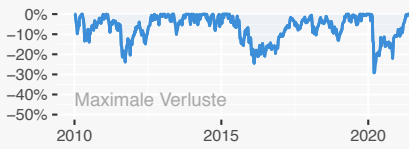
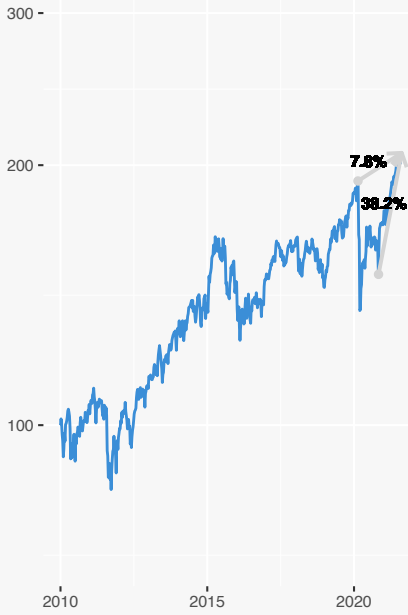
© iNAV



iShares STOXX Europe 50 UCITS ETF

EUR, TER: 0.35 % | AUM Mio: 590 | Domizil: Irland | ausschüttend Distr. Yield: 2.22 %

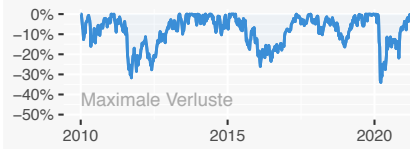
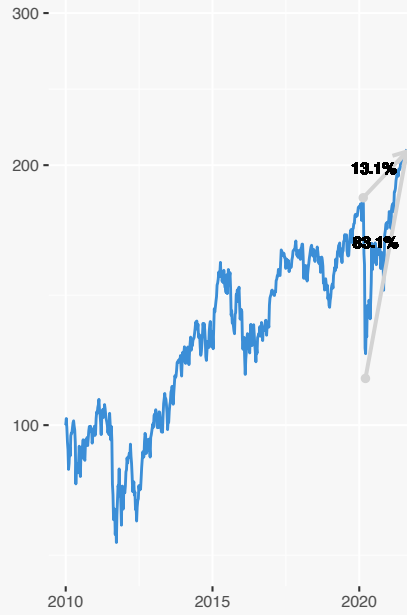
ID: EUN



iShares Core EURO STOXX 50 UCITS ETF EUR (Dist)

EUR, TER: 0.1 % | AUM Mio: 4547 | Domizil: Irland | ausschüttend Distr. Yield: 2.01 %

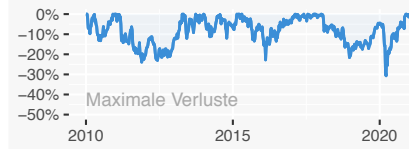
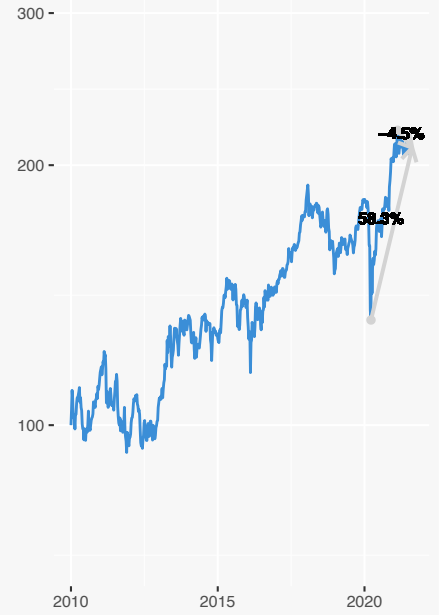
ID: EUNE



iShares JPX-Nikkei 400 ETF

USD, TER: 0.48 % | AUM Mio: 86 | Domizil: Vereinigte Staaten | ausschüttend Distr. Yield: 1.65 %

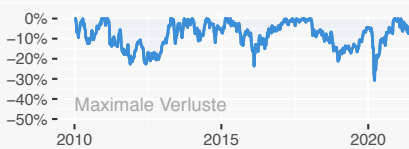
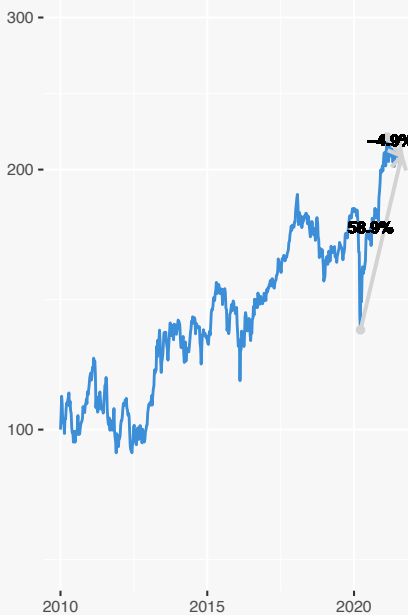
ID: JPXN



iShares MSCI Japan UCITS ETF USD (Dist)

USD, TER: 0.59 % | AUM Mio: 1440 | Domizil: Irland | ausschüttend Distr. Yield: 1.23 %

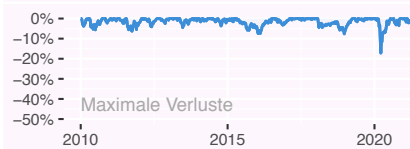
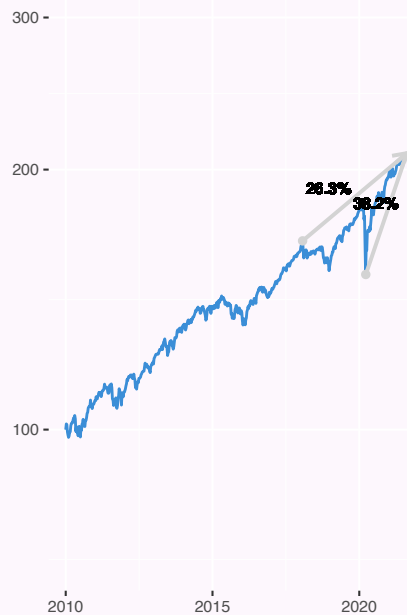
ID: LPM



iShares Core Moderate Allocation ETF

USD, TER: 0.3 % | AUM Mio: 1718 | Domizil: Vereinigte Staaten | ausschüttend Distr. Yield: 0.89 %

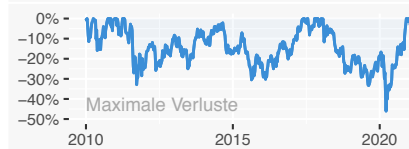
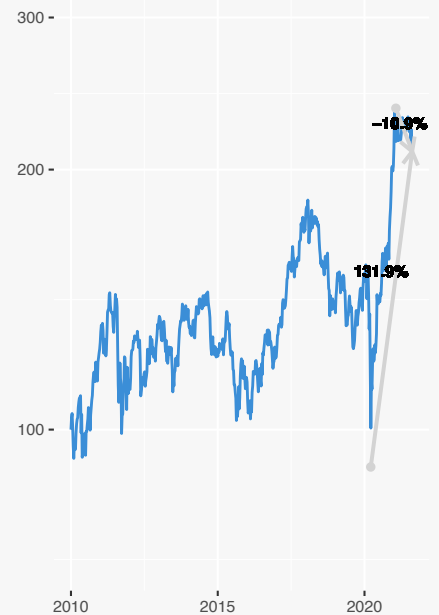
ID: ADM



iShares MSCI South Korea ETF

USD, TER: 0.59 % | AUM Mio: 636 | Domizil: Vereinigte Staaten | ausschüttend Distr. Yield: 0.67 %

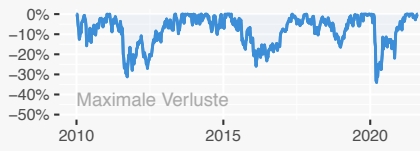
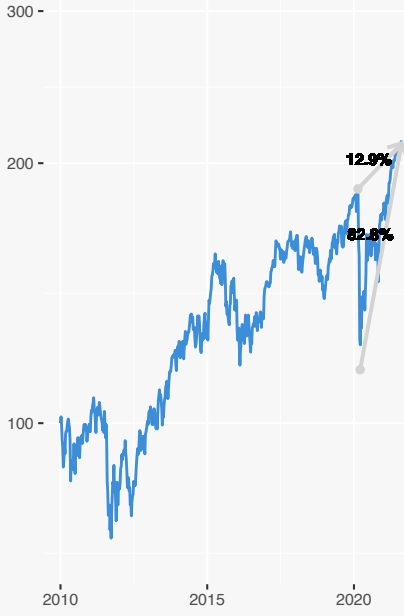
ID: SKY



iShares Core EURO STOXX 50 UCITS ETF (DE)

EUR, TER: 0.1 % | AUM Mio: 5867 | Domizil: Deutschland | ausschüttend Distr. Yield: 1.75 %

ID: EUSX6



iShares Mortgage Real Estate ETF

USD, TER: 0.48 % | AUM Mio: 1410 | Domizil: Vereinigte Staaten | ausschüttend Distr. Yield: 7.53 %

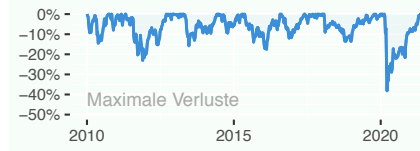
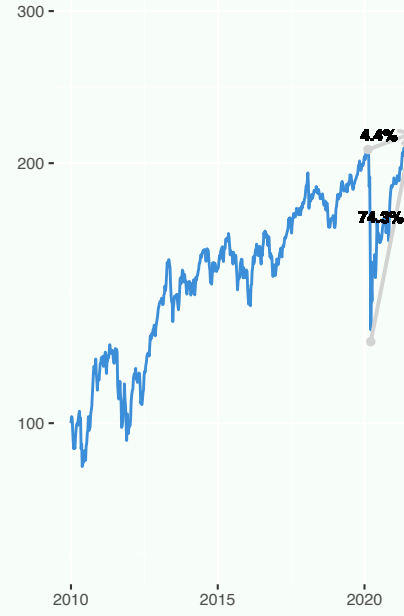
ID: REM



iShares International Developed Property ETF

USD, TER: 0.48 % | AUM Mio: 791 | Domizil: Vereinigte Staaten | ausschüttend Distr. Yield: 3.87 %

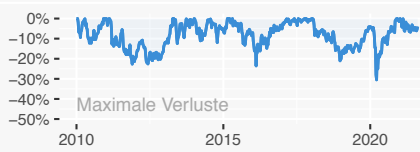
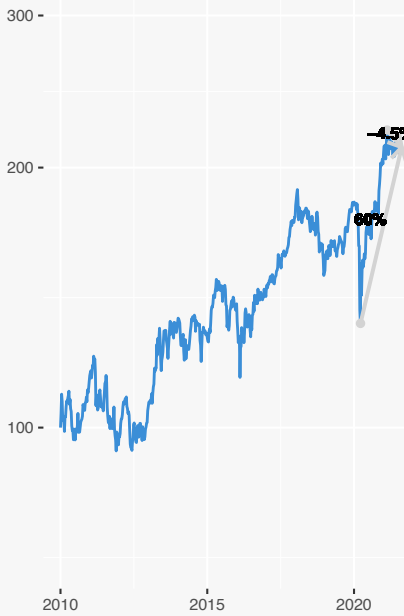
ID: IWP5



iShares MSCI Japan ETF

USD, TER: 0.51 % | AUM Mio: 11677 | Domizil: Vereinigte Staaten | ausschüttend Distr. Yield: 1.53 %

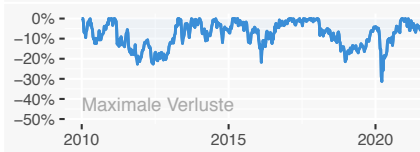
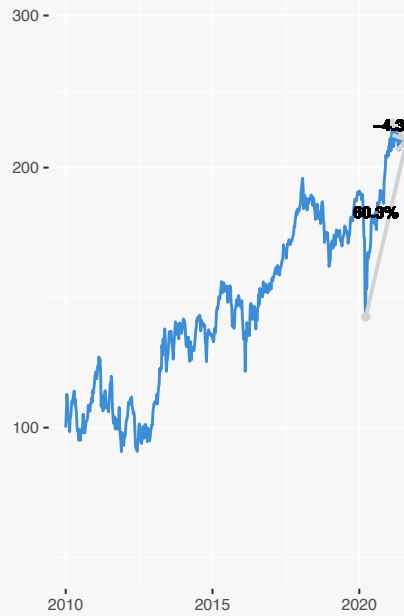
ID: EURL



iShares Core MSCI Japan IMI UCITS ETF

USD, TER: 0.15 % | AUM Mio: 4791 | Domizil: Irland | thesaurierend Distr. Yield: - %

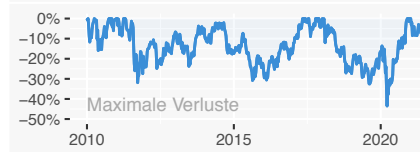
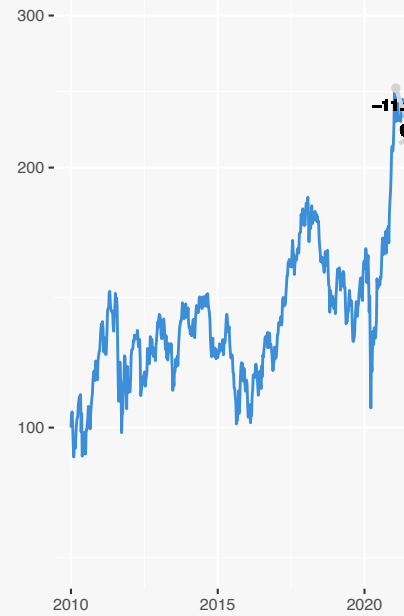
ID: EURA



iShares MSCI Korea UCITS ETF USD (Dist)

USD, TER: 0.74 % | AUM Mio: 719 | Domizil: Irland | ausschüttend Distr. Yield: 1.23 %

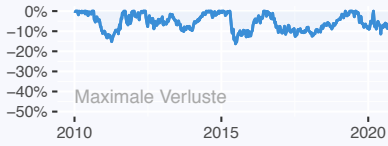
ID: IOKR



iShares eb.rexx® Government Germany 10.5+yr UCITS ETF (DE)

EUR, TER: 0.16 % | AUM Mio: 59 | Domizil: Deutschland | ausschüttend Distr. Yield: 1.78 %

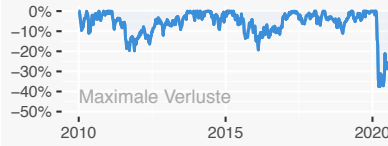
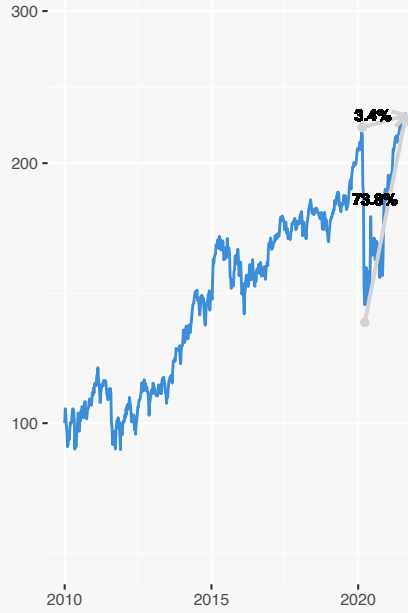
© EBS



iShares STOXX Europe Select Dividend 30 UCITS ETF (DE)

EUR, TER: 0.31 % | AUM Mio: 424 | Domizil: Deutschland | ausschüttend Distr. Yield: 3.41 %

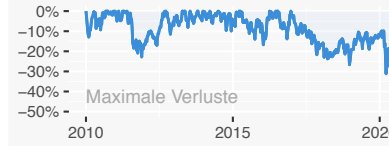
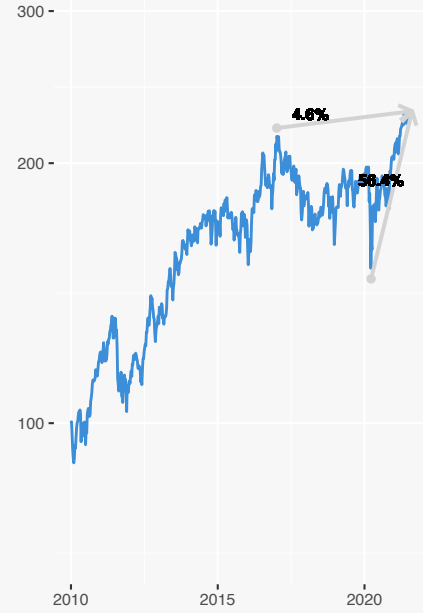
© EBS



iShares U.S. Telecommunications ETF

USD, TER: 0.42 % | AUM Mio: 450 | Domizil: Vereinigte Staaten | ausschüttend Distr. Yield: 2.86 %

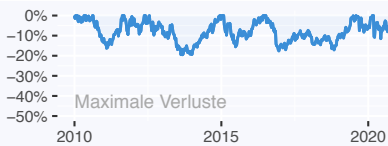
© IYZ



iShares 20+ Year Treasury Bond ETF

USD, TER: 0.15 % | AUM Mio: 17275 | Domizil: Vereinigte Staaten | ausschüttend Distr. Yield: 1.38 %

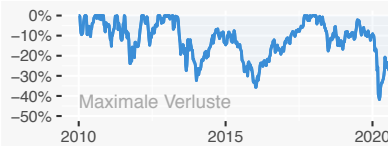
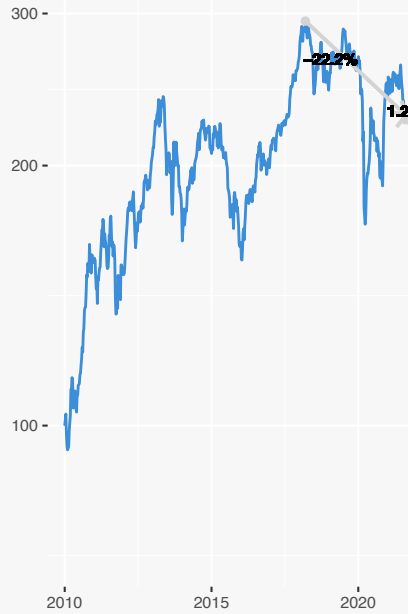
© IYZ



iShares MSCI Thailand ETF

USD, TER: 0.59 % | AUM Mio: 372 | Domizil: Vereinigte Staaten | ausschüttend Distr. Yield: 3.37 %

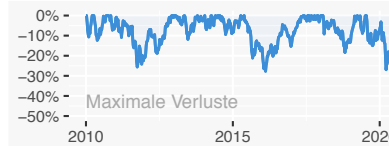
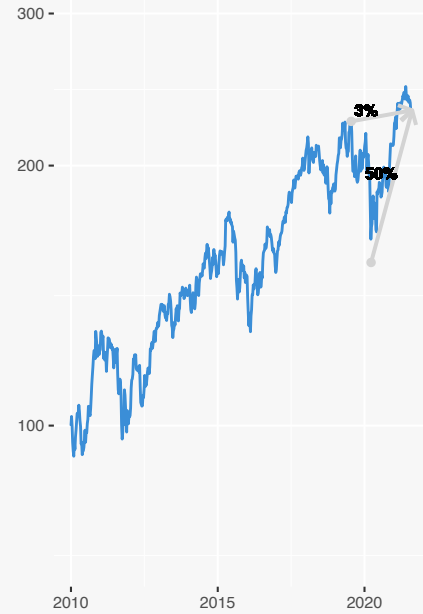
© IYZ



iShares MSCI Hong Kong ETF

USD, TER: 0.51 % | AUM Mio: 1066 | Domizil: Vereinigte Staaten | ausschüttend Distr. Yield: 2.93 %

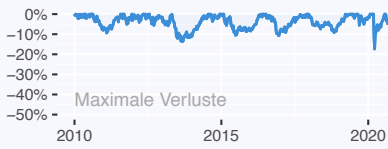
© IYZ



iShares Core 10+ Year USD Bond ETF

USD, TER: 0.06 % | AUM Mio: 409 | Domizil: Vereinigte Staaten | ausschüttend Distr. Yield: 2.78 %

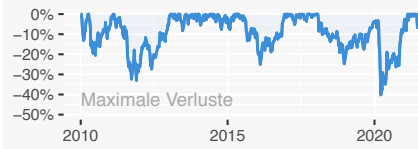
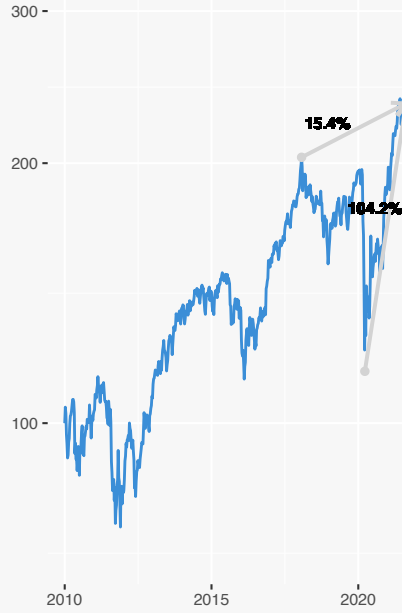
© IYS



iShares Global Financials ETF

USD, TER: 0.43 % | AUM Mio: 2871 | Domizil: Vereinigte Staaten | ausschüttend Distr. Yield: 0.74 %

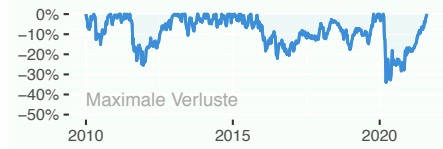
© IIG



iShares UK Property UCITS ETF

GBP, TER: 0.4 % | AUM Mio: 566 | Domizil: Irland | ausschüttend Distr. Yield: 1.69 %

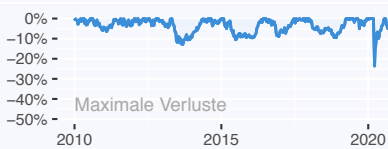
© IUKP



iShares 10+ Year Investment Grade Corporate Bond ETF

USD, TER: 0.06 % | AUM Mio: 2608 | Domizil: Vereinigte Staaten | ausschüttend Distr. Yield: 2.92 %

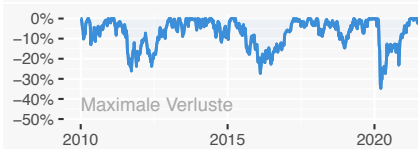
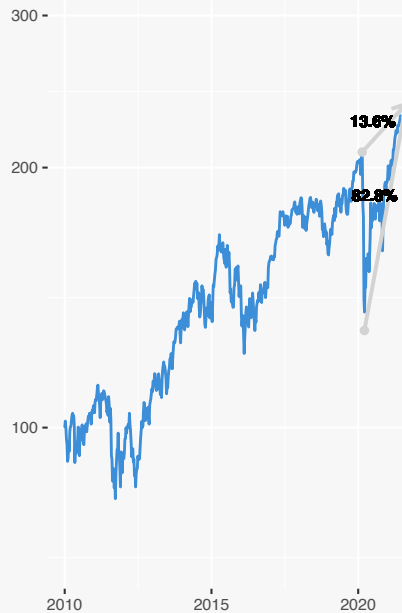
© IGLB



iShares Dow Jones Eurozone Sustainability Screened UCITS ETF (DE)

EUR, TER: 0.41 % | AUM Mio: 169 | Domizil: Deutschland | ausschüttend Distr. Yield: 1.41 %

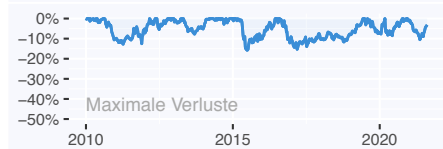
© ISEBX



iShares € Govt Bond 15-30yr UCITS ETF

EUR, TER: 0.2 % | AUM Mio: 253 | Domizil: Irland | ausschüttend Distr. Yield: 0.58 %

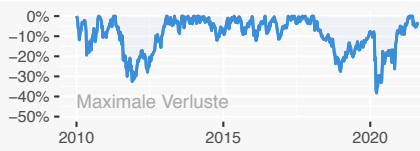
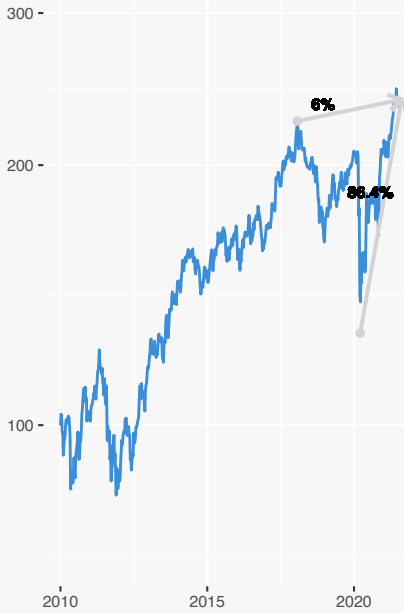
© IGBL



iShares MSCI Belgium ETF

USD, TER: 0.51 % | AUM Mio: 39 | Domizil: Vereinigte Staaten | ausschüttend Dist: Yield: 2.35 %

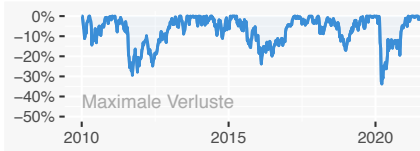
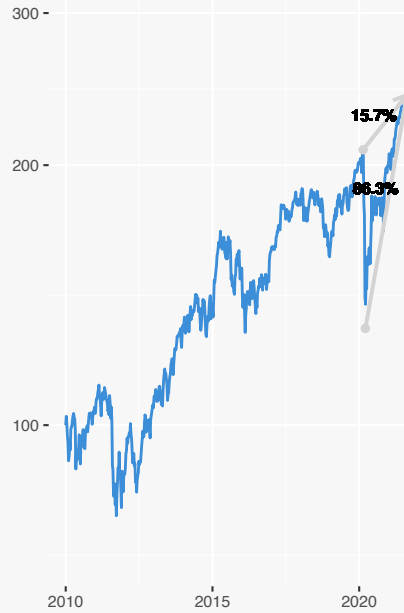
© EIM



iShares EURO STOXX UCITS ETF (DE)

EUR, TER: 0.2 % | AUM Mio: 2158 | Domizil: Deutschland | ausschüttend Dist: Yield: 1.53 %

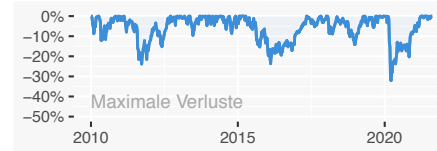
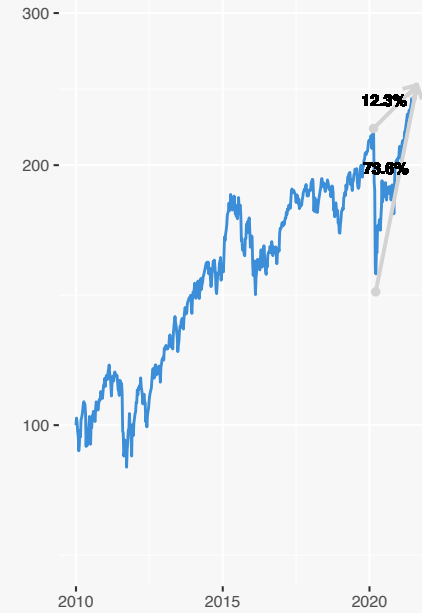
© EIM



iShares Core MSCI Europe UCITS ETF EUR (Acc)

EUR, TER: 0.12 % | AUM Mio: 5330 | Domizil: Irland | thesaurierend Dist: Yield: - %

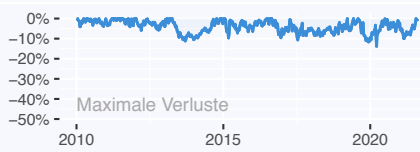
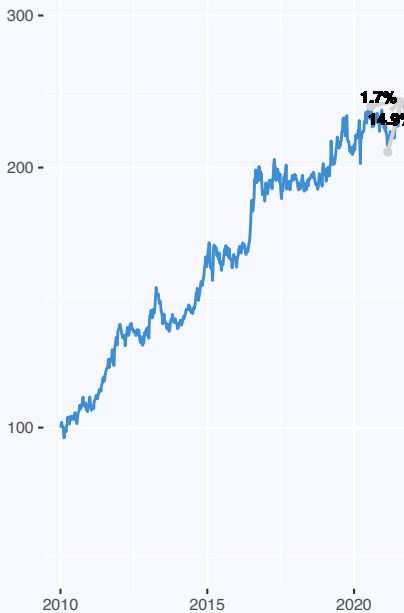
© IEA



iShares £ Index-Linked Gilts UCITS ETF

GBP, TER: 0.1 % | AUM Mio: 1017 | Domizil: Irland | ausschüttend Dist: Yield: 0.23 %

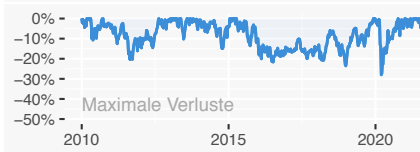
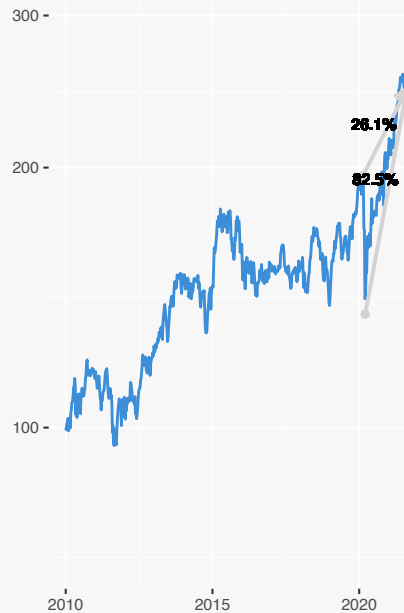
© ING



iShares STOXX Europe 600 Retail UCITS ETF (DE)

EUR, TER: 0.48 % | AUM Mio: 40 | Domizil: Deutschland | ausschüttend Dist: Yield: 0.88 %

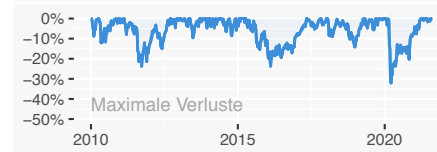
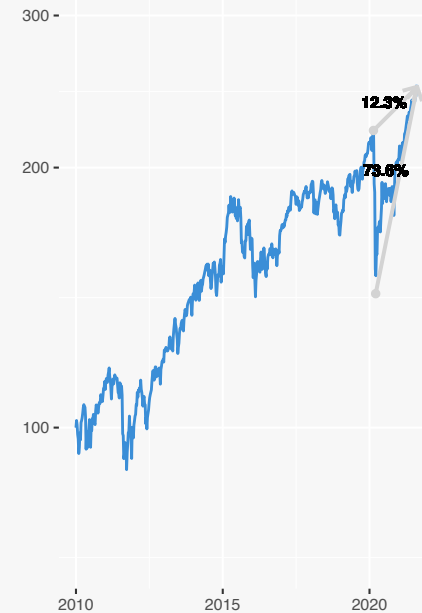
© SIFEX



iShares Core MSCI Europe UCITS ETF

EUR, TER: 0.12 % | AUM Mio: 6594 | Domizil: Irland | ausschüttend Dist: Yield: 2 %

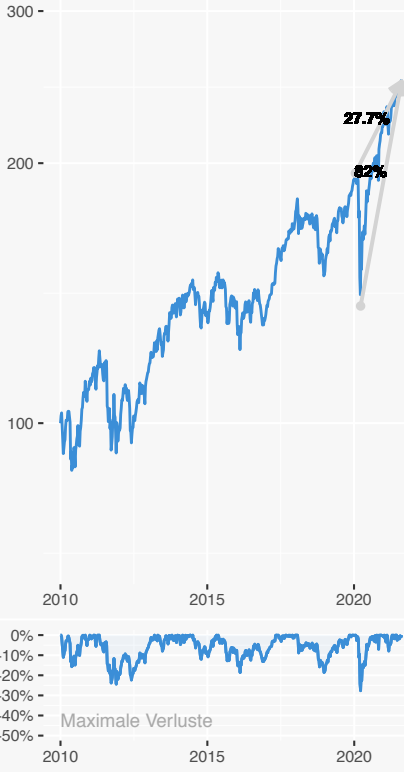
© IEA



iShares MSCI EAFE Growth ETF

USD, TER: 0.38 % | AUM Mio: 12311 | Domizil: Vereinigte Staaten | ausschüttend Distr. Yield: 1.71 %

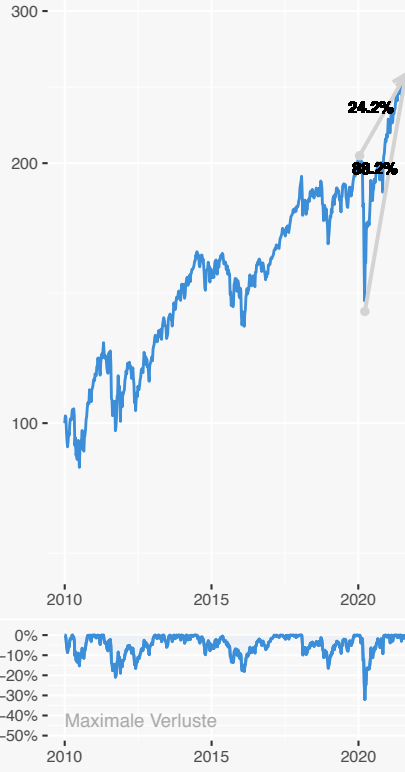
ID: EFG



iShares MSCI World Islamic UCITS ETF

USD, TER: 0.6 % | AUM Mio: 3171 | Domizil: Irland | ausschüttend Distr. Yield: 1.32 %

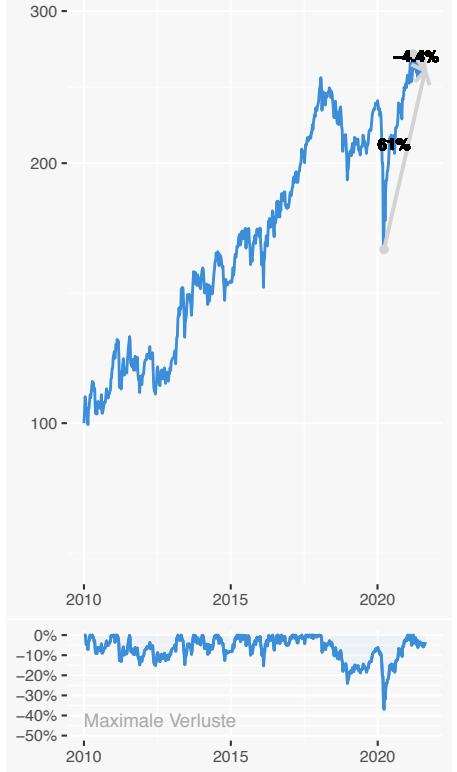
ID: ISWO



iShares MSCI Japan Small Cap UCITS ETF

USD, TER: 0.58 % | AUM Mio: 289 | Domizil: Irland | ausschüttend Distr. Yield: 1.47 %

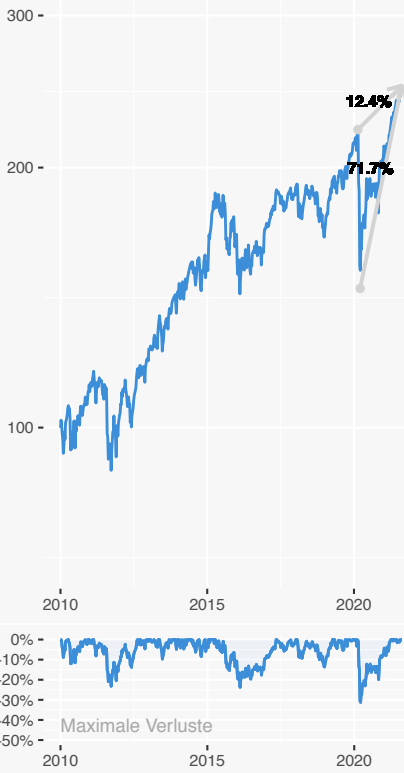
ID: ISJP



iShares STOXX Europe Large 200 UCITS ETF (DE)

EUR, TER: 0.2 % | AUM Mio: 78 | Domizil: Deutschland | ausschüttend Distr. Yield: 1.97 %

ID: EXSC



iShares Developed Markets Property Yield UCITS ETF

USD, TER: 0.59 % | AUM Mio: 2625 | Domizil: Irland | ausschüttend Distr. Yield: 2.29 %

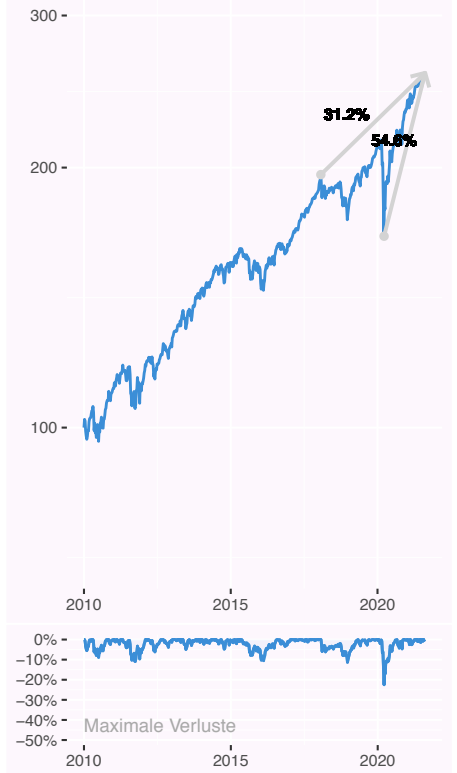
ID: ISDP



iShares Core Growth Allocation ETF

USD, TER: 0.31 % | AUM Mio: 1854 | Domizil: Vereinigte Staaten | ausschüttend Distr. Yield: 0.73 %

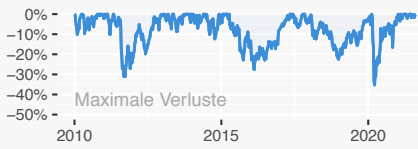
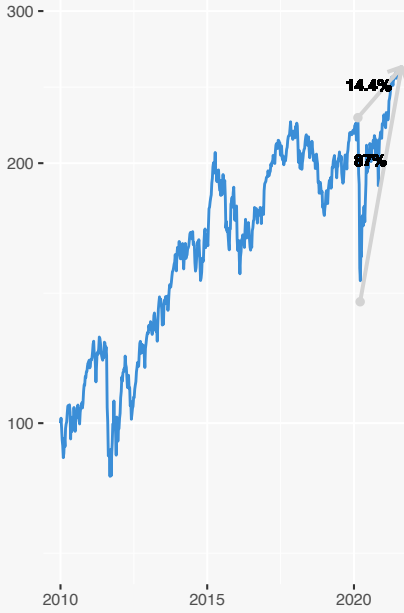
ID: ICR



iShares Core DAX® UCITS ETF (DE)

EUR, TER: 0.16 % | AUM Mio: 7121 | Domizil: Deutschland | thesaurierend Distr. Yield: - %

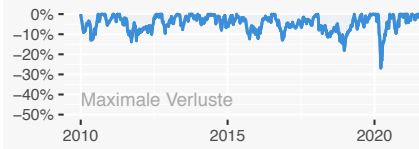
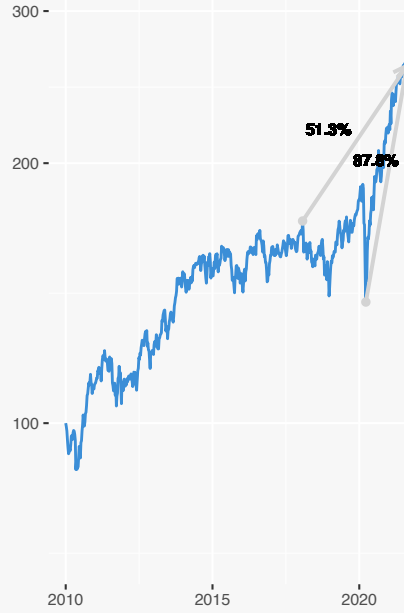
© DAXX



iShares Global Comm Services ETF

USD, TER: 0.43 % | AUM Mio: 328 | Domizil: Vereinigte Staaten | ausschüttend Distr. Yield: 0.75 %

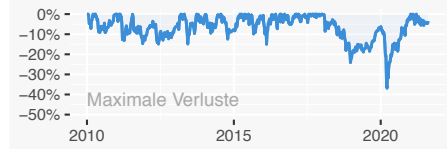
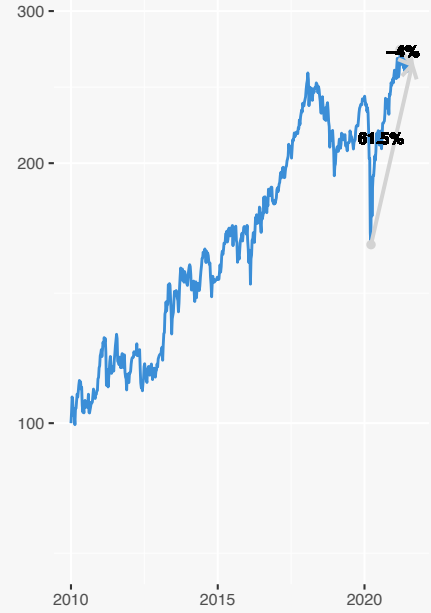
© SP



iShares MSCI Japan Small-Cap ETF

USD, TER: 0.51 % | AUM Mio: 72 | Domizil: Vereinigte Staaten | ausschüttend Distr. Yield: 1.53 %

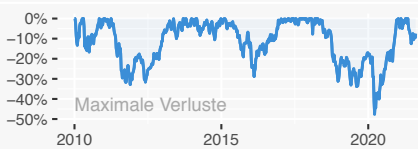
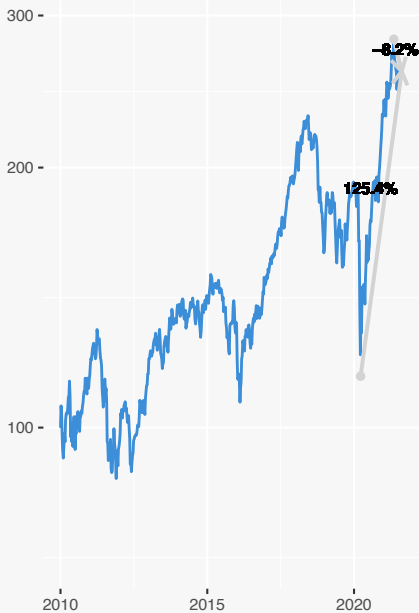
© SGI



iShares Global Timber & Forestry UCITS ETF

USD, TER: 0.65 % | AUM Mio: 254 | Domizil: Irland | ausschüttend Distr. Yield: 1.34 %

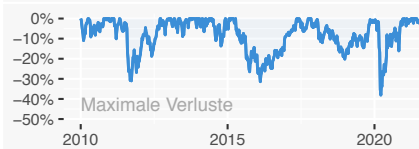
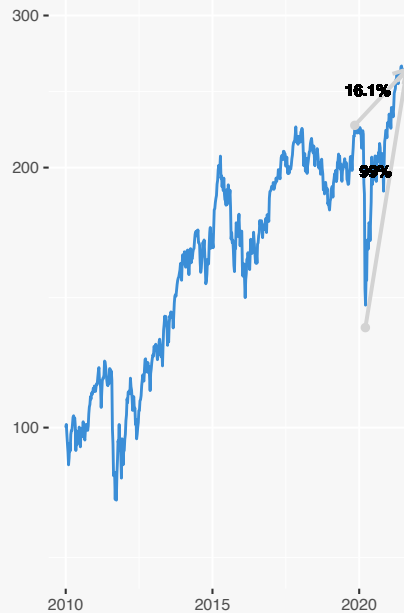
© WOOD



iShares DivDAX® UCITS ETF (DE)

EUR, TER: 0.31 % | AUM Mio: 498 | Domizil: Deutschland | ausschüttend Distr. Yield: 2.93 %

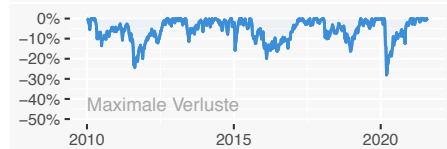
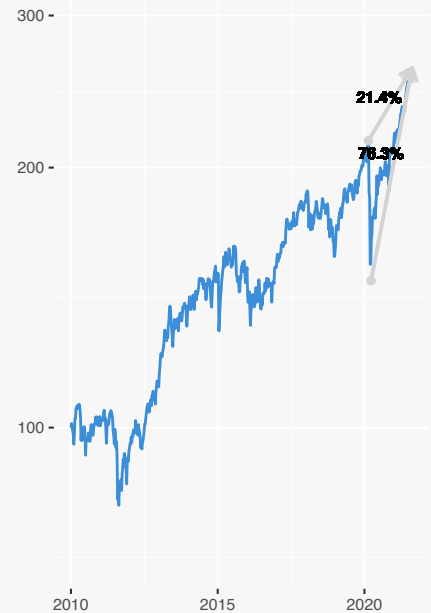
© EX38



iShares SLI UCITS ETF (DE)

CHF, TER: 0.51 % | AUM Mio: 278 | Domizil: Deutschland | ausschüttend Distr. Yield: 1.14 %

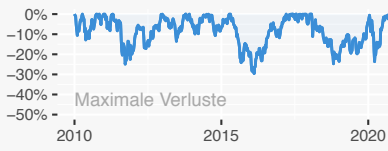
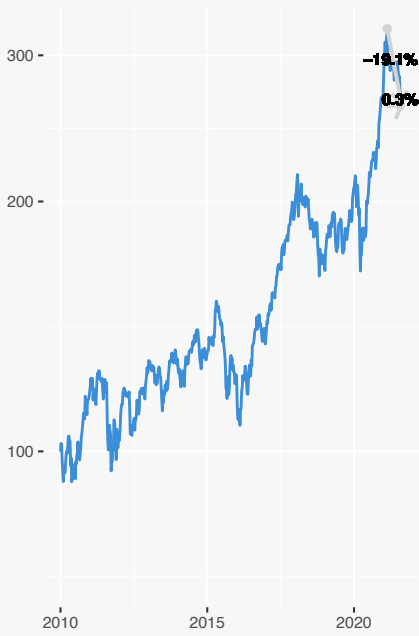
© SMAX



iShares Asia 50 ETF

USD, TER: 0.5 % | AUM Mio: 2772 | Domizil: Vereinigte Staaten | ausschüttend Distr.: Yield: 1 %

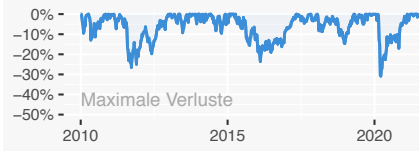
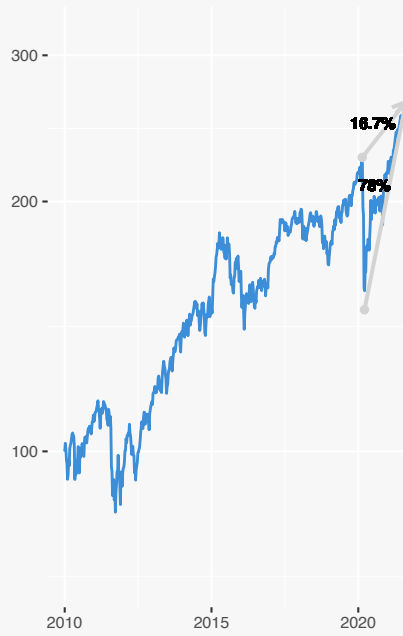
ID: AA



iShares MSCI Europe ex-UK UCITS ETF

EUR, TER: 0.4 % | AUM Mio: 1451 | Domizil: Irland | ausschüttend Distr.: Yield: 1.67 %

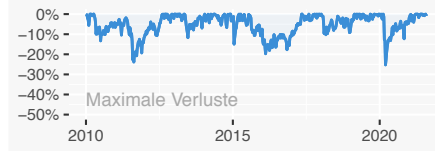
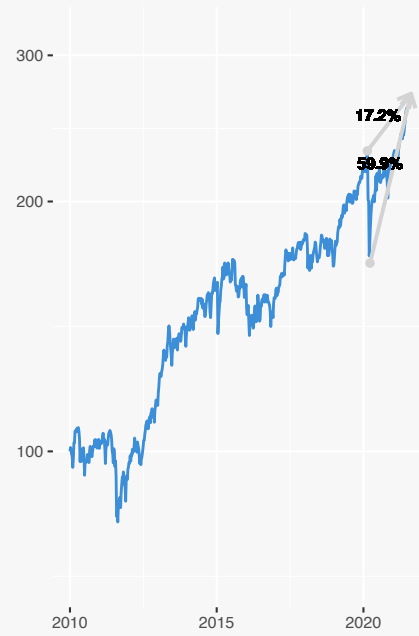
ID: EUX



iShares SMI® ETF (CH)

CHF, TER: 0.35 % | AUM Mio: 2094 | Domizil: Schweiz | ausschüttend Distr.: Yield: 2.33 %

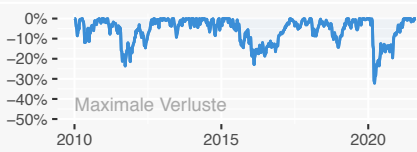
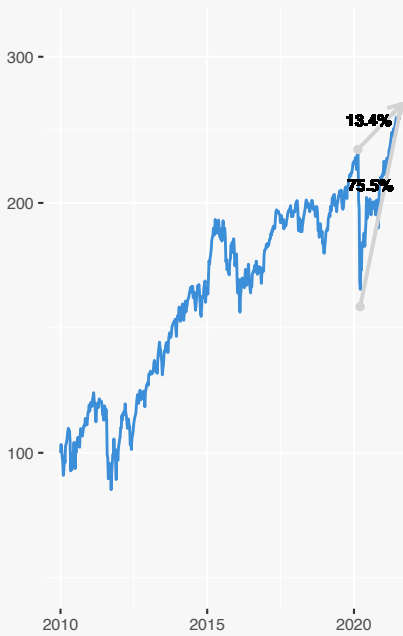
ID: CSM



iShares STOXX Europe 600 UCITS ETF (DE)

EUR, TER: 0.2 % | AUM Mio: 6718 | Domizil: Deutschland | ausschüttend Distr.: Yield: 1.85 %

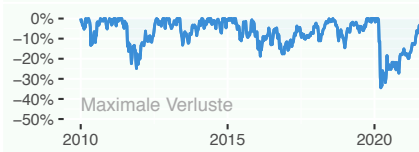
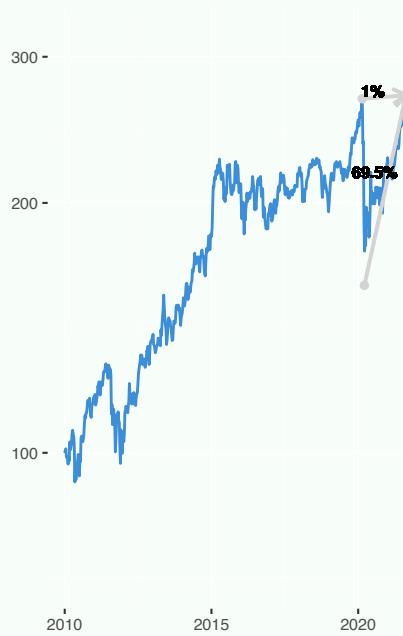
ID: EUSA



iShares STOXX Europe 600 Real Estate UCITS ETF (DE)

EUR, TER: 0.48 % | AUM Mio: 91 | Domizil: Deutschland | ausschüttend Distr.: Yield: 0.81 %

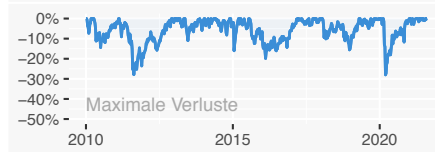
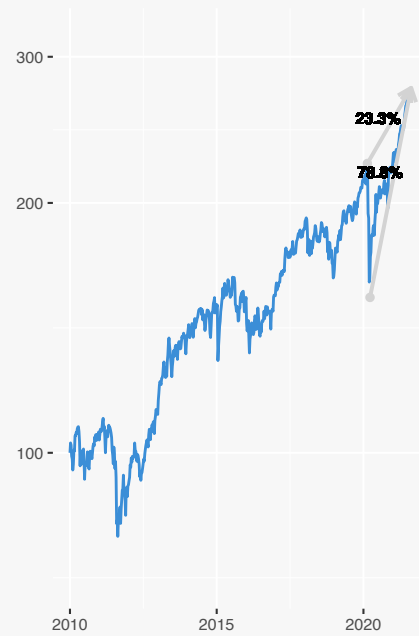
ID: SREXX



iShares SLI® ETF (CH)

CHF, TER: 0.35 % | AUM Mio: 470 | Domizil: Schweiz | ausschüttend Distr.: Yield: 2.25 %

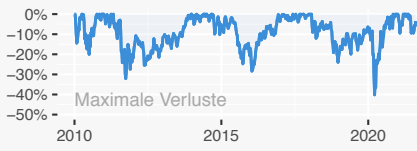
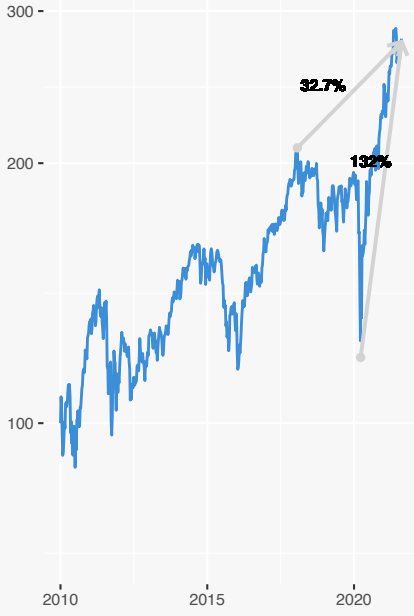
ID: CSLI



iShares U.S. Basic Materials ETF

USD, TER: 0.43 % | AUM Mio: 1130 | Domizil: Vereinigte Staaten | ausschüttend Distr. Yield: 1.58 %

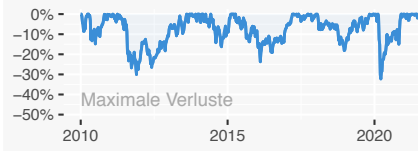
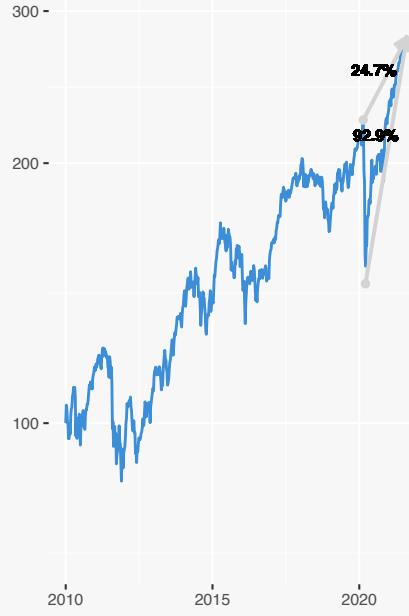
© iwm



iShares EURO STOXX Small UCITS ETF

EUR, TER: 0.4 % | AUM Mio: 1296 | Domizil: Irland | ausschüttend Distr. Yield: 1.56 %

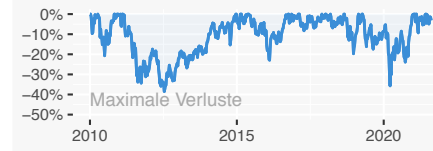
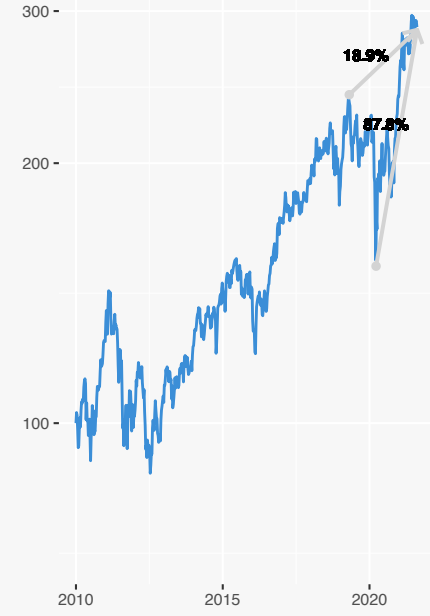
© iusc



iShares North American Tech-Multimedia Networking ETF

USD, TER: 0.43 % | AUM Mio: 109 | Domizil: Vereinigte Staaten | ausschüttend Distr. Yield: 0.37 %

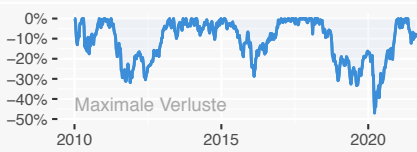
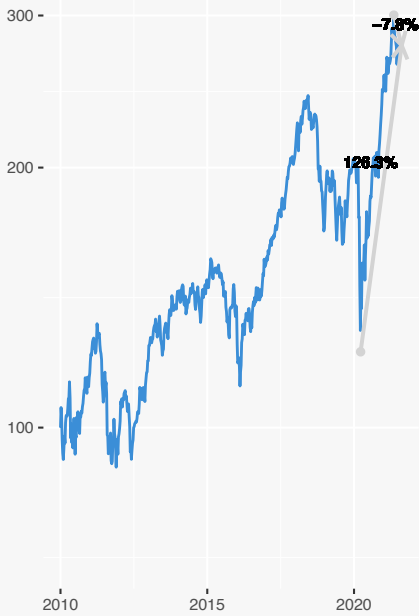
© iiox



iShares Global Timber & Forestry ETF

USD, TER: 0.43 % | AUM Mio: 311 | Domizil: Vereinigte Staaten | ausschüttend Distr. Yield: 2.03 %

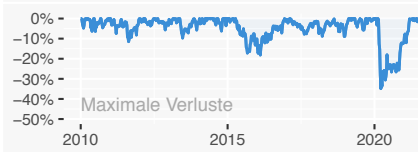
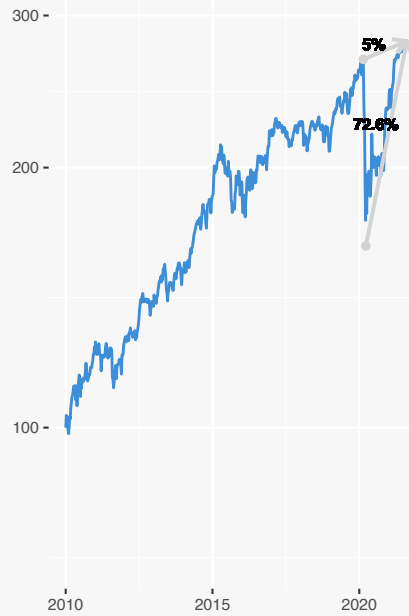
© iwtd



iShares STOXX Global Select Dividend 100 UCITS ETF (DE)

EUR, TER: 0.46 % | AUM Mio: 1755 | Domizil: Deutschland | ausschüttend Distr. Yield: 3.73 %

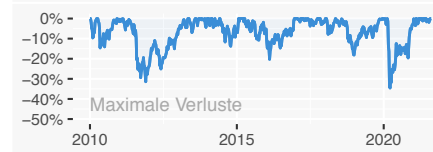
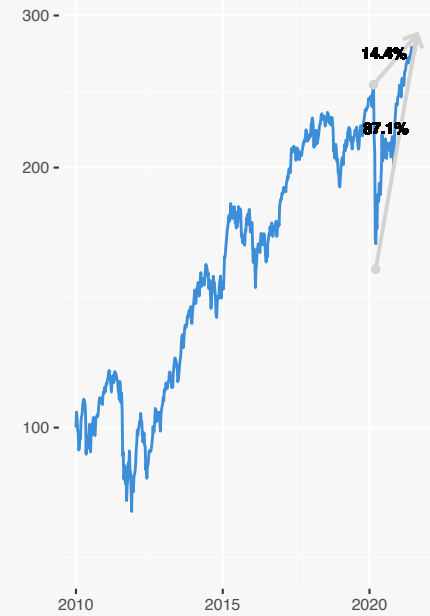
© isdpx



iShares EURO STOXX Mid UCITS ETF

EUR, TER: 0.4 % | AUM Mio: 560 | Domizil: Irland | ausschüttend Distr. Yield: 1.52 %

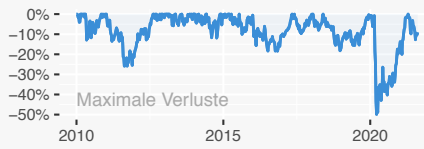
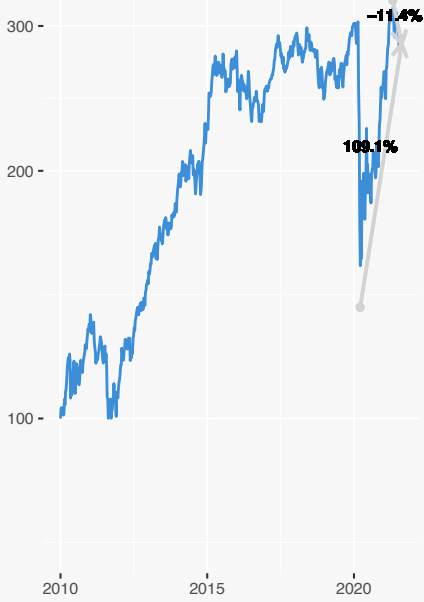
© iemc



iShares STOXX Europe 600 Travel & Leisure UCITS ETF (DE)

EUR, TER: 0.46 % | AUM Mio: 225 | Domizil: Deutschland | ausschüttend Distr. Yield: 0 %

id: SIXTEX



iShares European Property Yield UCITS ETF

EUR, TER: 0.4 % | AUM Mio: 1987 | Domizil: Irland | ausschüttend Distr. Yield: 2.8 %

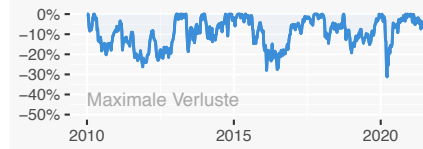
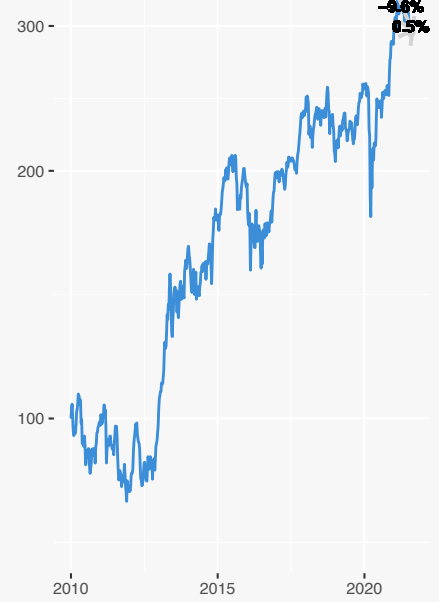
id: EPPF



iShares Nikkei 225® UCITS ETF (DE)

JPY, TER: 0.51 % | AUM Mio: 21988 | Domizil: Deutschland | ausschüttend Distr. Yield: 0.64 %

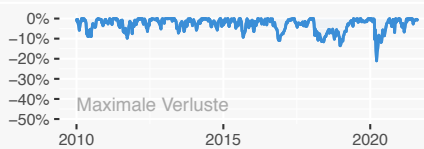
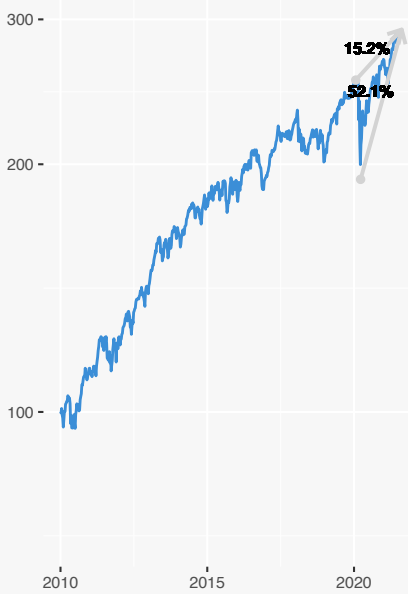
id: E007



iShares Global Consumer Staples ETF

USD, TER: 0.43 % | AUM Mio: 593 | Domizil: Vereinigte Staaten | ausschüttend Distr. Yield: 2.31 %

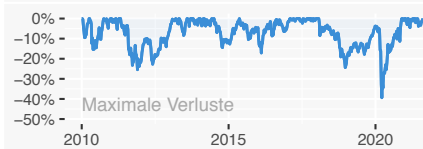
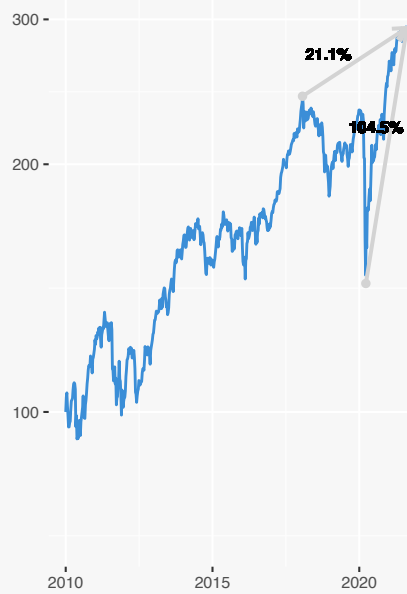
id: XCC



iShares MSCI EAFE Small-Cap ETF

USD, TER: 0.4 % | AUM Mio: 13246 | Domizil: Vereinigte Staaten | ausschüttend Distr. Yield: 2.16 %

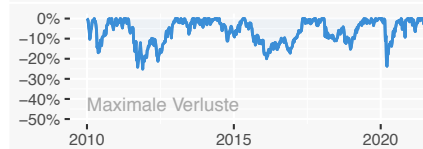
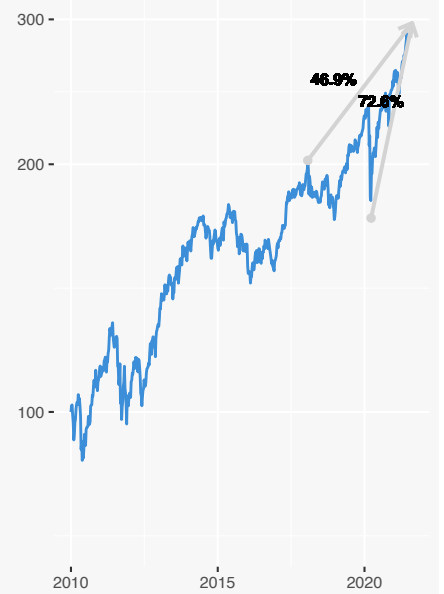
id: SCZ



iShares MSCI Switzerland ETF

USD, TER: 0.51 % | AUM Mio: 1658 | Domizil: Vereinigte Staaten | ausschüttend Distr. Yield: 3.86 %

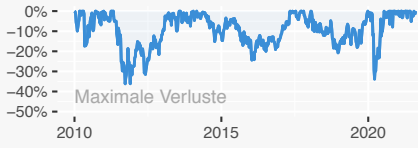
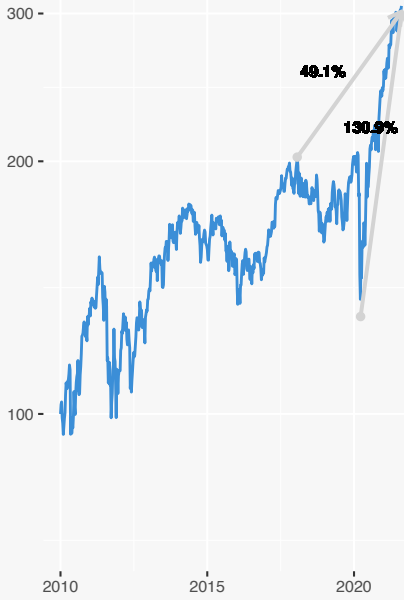
id: SWL



iShares MSCI Sweden ETF

USD, TER: 0.51 % | AUM Mio: 663 | Domizil: Vereinigte Staaten | ausschüttend Distr. Yield: 4.99 %

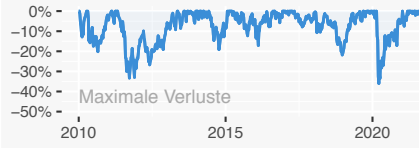
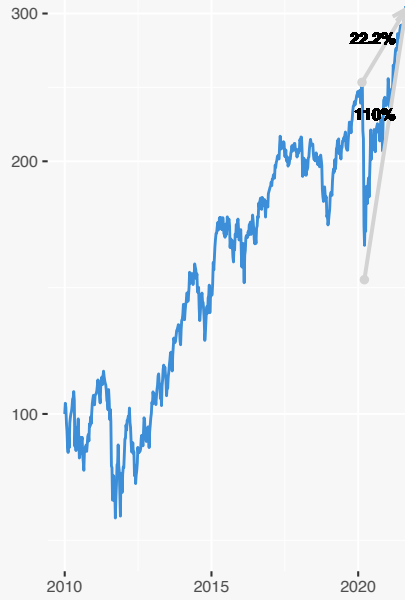
© EIMC



iShares STOXX Europe 600 Construction & Materials UCITS ETF (DE)

EUR, TER: 0.46 % | AUM Mio: 233 | Domizil: Deutschland | ausschüttend Distr. Yield: 1.37 %

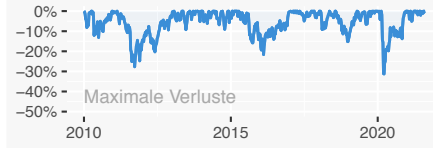
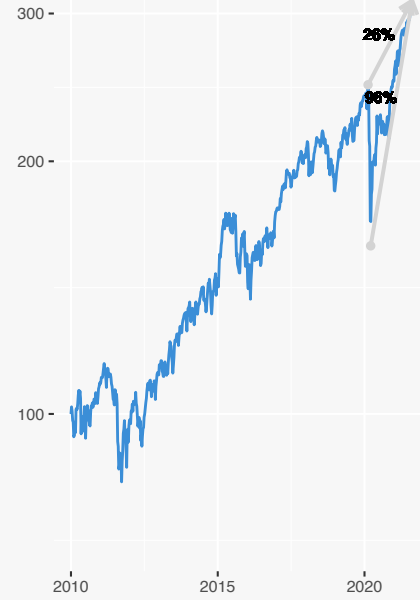
© STOXX



iShares AEX UCITS ETF

EUR, TER: 0.3 % | AUM Mio: 468 | Domizil: Irland | ausschüttend Distr. Yield: 1.29 %

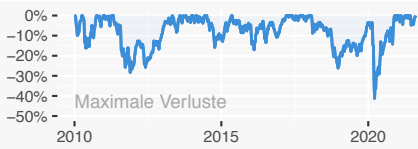
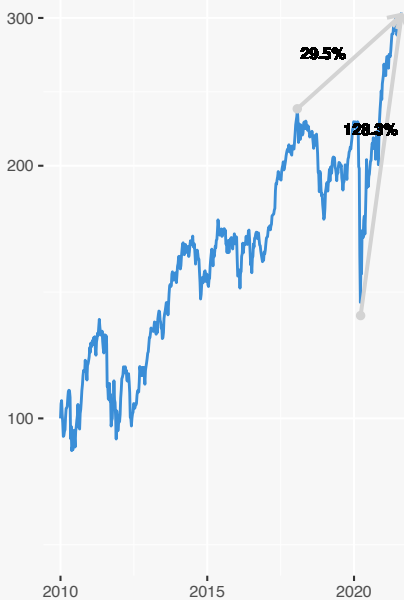
© ISEX



iShares MSCI Europe Small-Cap ETF

USD, TER: 0.4 % | AUM Mio: 448 | Domizil: Vereinigte Staaten | ausschüttend Distr. Yield: 2.33 %

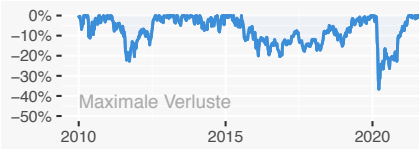
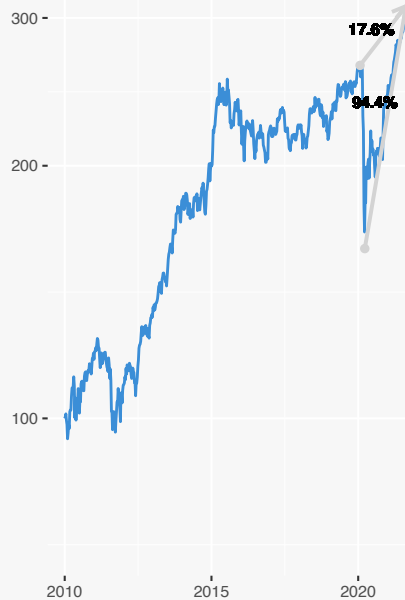
© IEUS



iShares STOXX Europe 600 Media UCITS ETF (DE)

EUR, TER: 0.48 % | AUM Mio: 201 | Domizil: Deutschland | ausschüttend Distr. Yield: 0.72 %

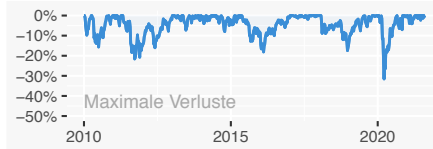
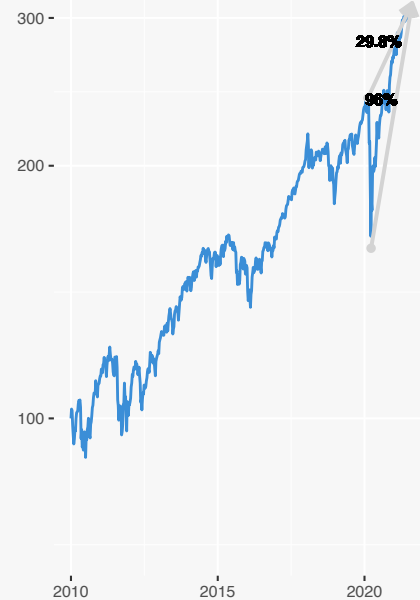
© STOXX



iShares MSCI ACWI ETF

USD, TER: 0.33 % | AUM Mio: 17075 | Domizil: Vereinigte Staaten | ausschüttend Distr. Yield: 1.47 %

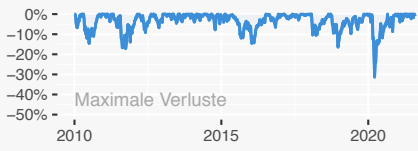
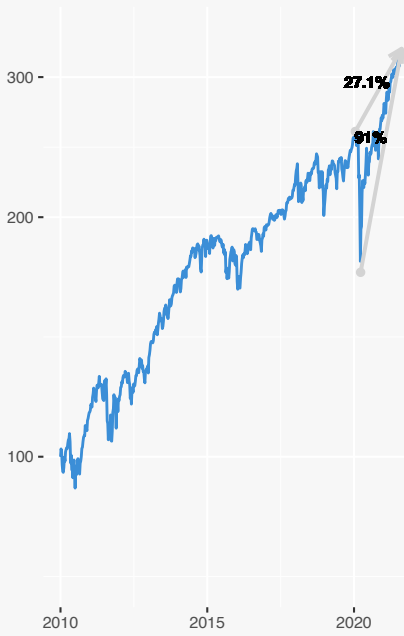
© ACWI



iShares MSCI USA Islamic UCITS ETF

USD, TER: 0.5 % | AUM Mio: 158 | Domizil: Irland | ausschüttend Distr. Yield: 1.09 %

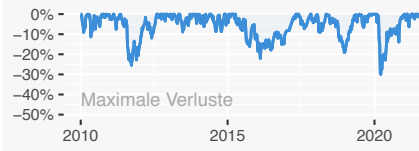
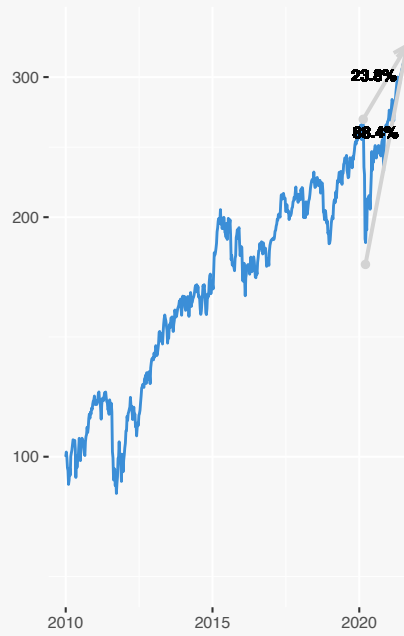
© iSUS



iShares Euro Total Market Growth Large UCITS ETF

EUR, TER: 0.4 % | AUM Mio: 117 | Domizil: Irland | ausschüttend Distr. Yield: 1.01 %

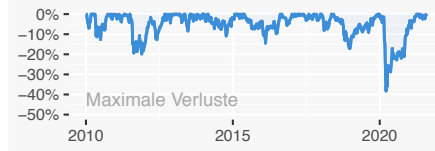
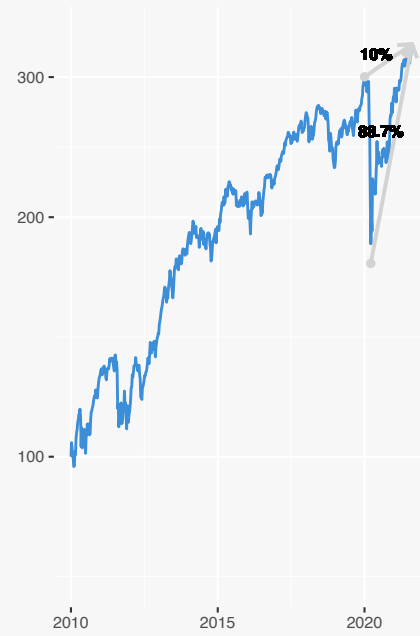
© iSUS



iShares FTSE 250 UCITS ETF

GBP, TER: 0.4 % | AUM Mio: 1509 | Domizil: Irland | ausschüttend Distr. Yield: 1.5 %

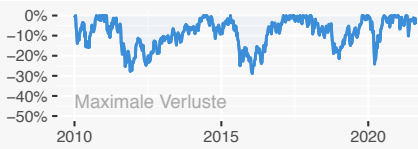
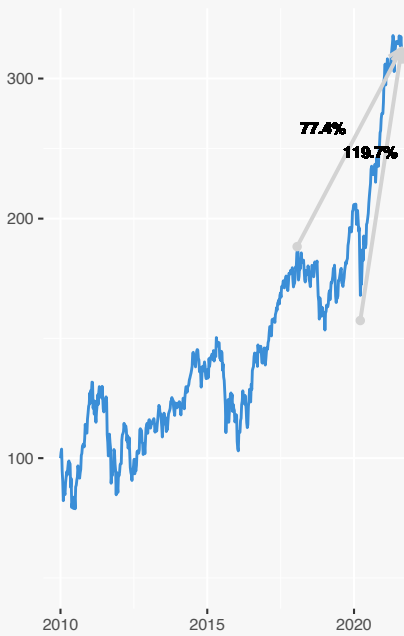
© iSUS



iShares MSCI Taiwan UCITS ETF

USD, TER: 0.74 % | AUM Mio: 585 | Domizil: Irland | ausschüttend Distr. Yield: 1.34 %

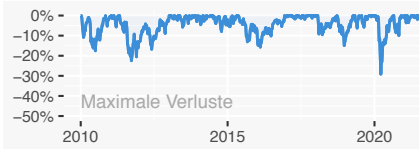
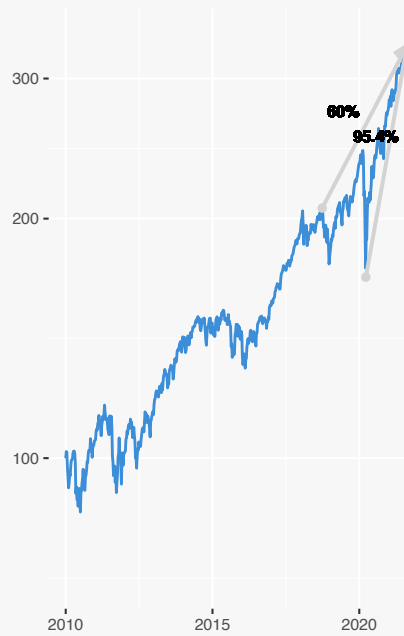
© iMAX



iShares Global 100 ETF

USD, TER: 0.4 % | AUM Mio: 3413 | Domizil: Vereinigte Staaten | ausschüttend Distr. Yield: 1.81 %

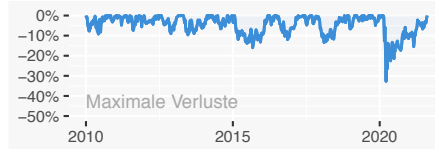
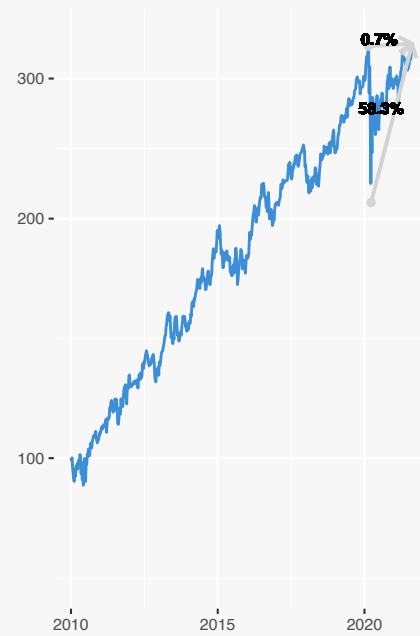
© i100



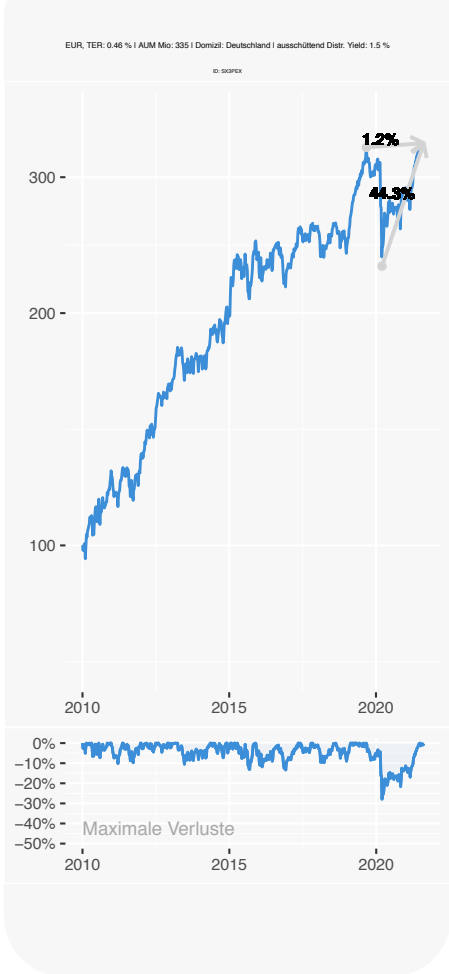
iShares U.S. Utilities ETF

USD, TER: 0.43 % | AUM Mio: 837 | Domizil: Vereinigte Staaten | ausschüttend Distr. Yield: 3.32 %

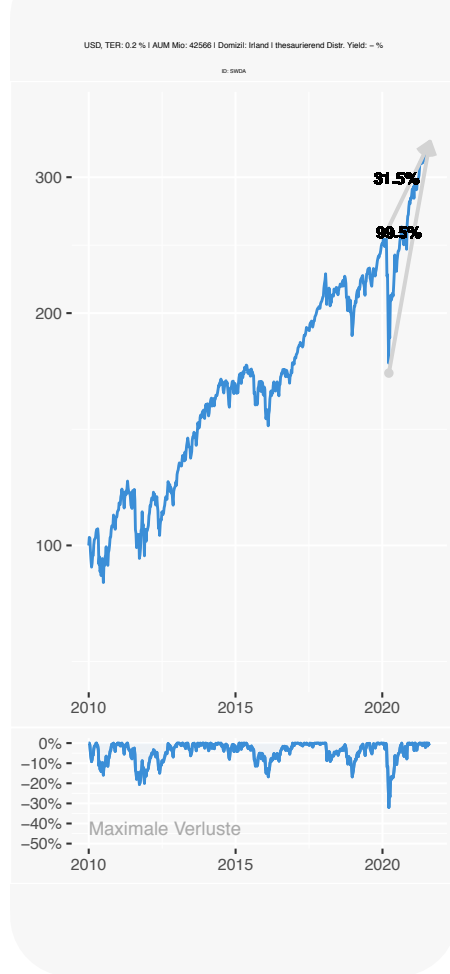
© iSU



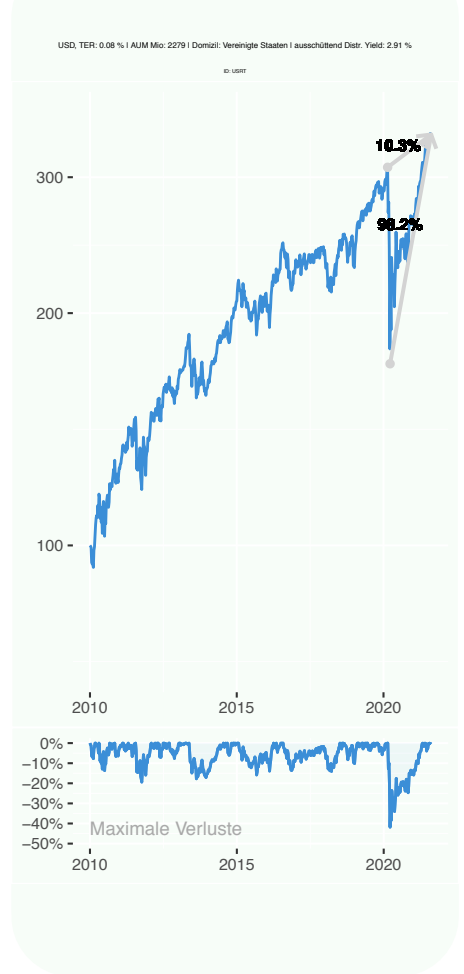
iShares STOXX Europe 600 Food & Beverage UCITS ETF (DE)



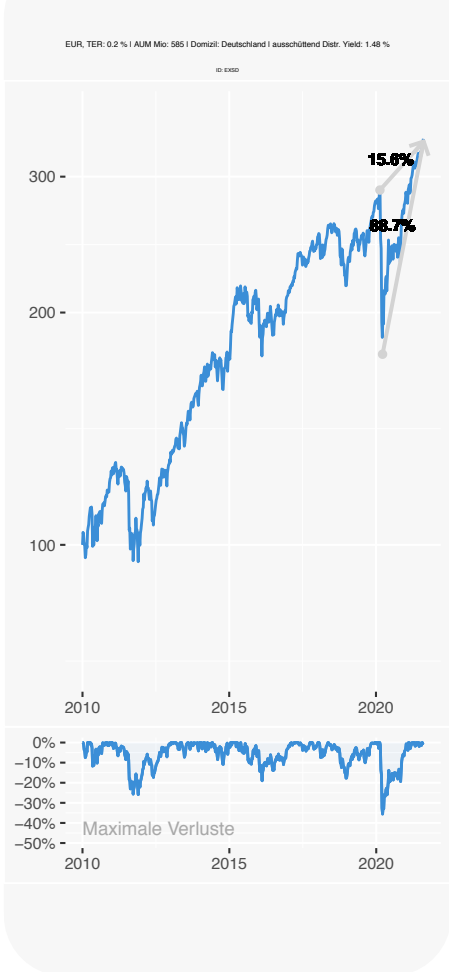
iShares Core MSCI World UCITS ETF



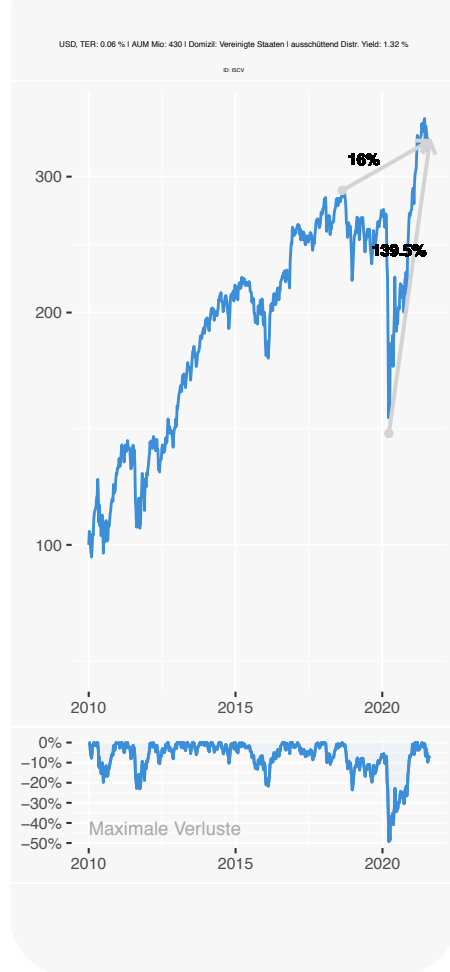
iShares Core U.S. REIT ETF



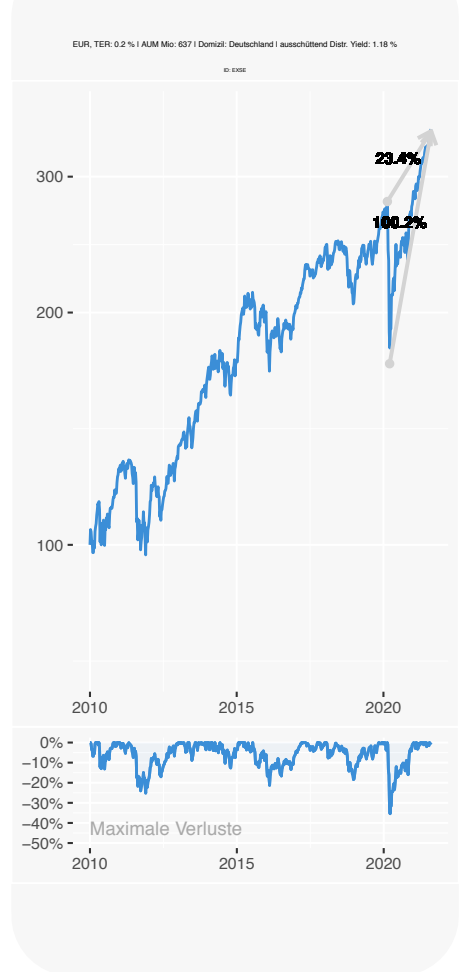
iShares STOXX Europe Mid 200 UCITS ETF (DE)



iShares Morningstar Small-Cap Value ETF



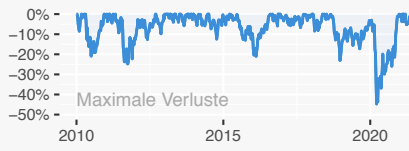
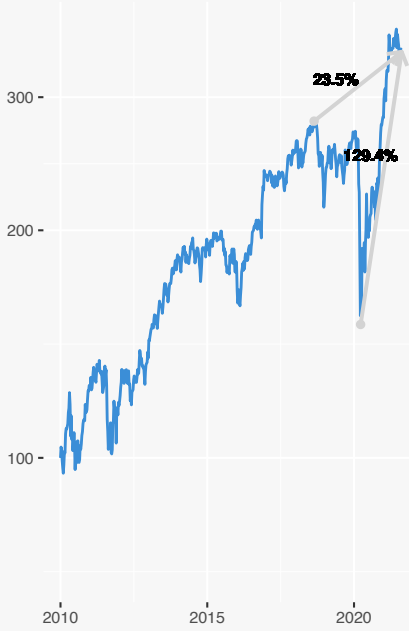
iShares STOXX Europe Small 200 UCITS ETF (DE)



iShares Russell 2000 Value ETF

USD, TER: 0.24 % | AUM Mio: 15152 | Domizil: Vereinigte Staaten | ausschüttend Distr. Yield: 1.11 %

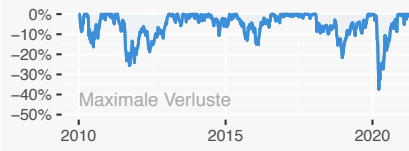
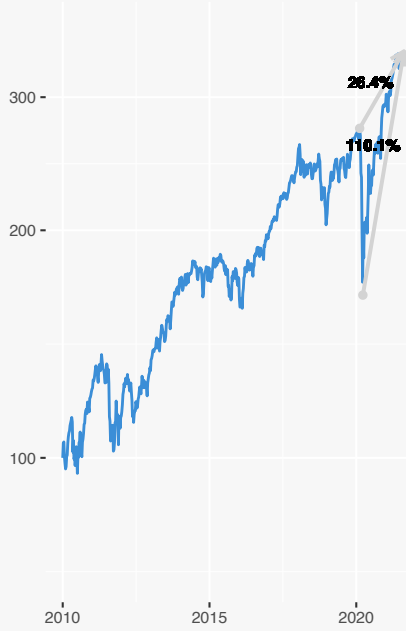
© iShares



iShares Global Industrials ETF

USD, TER: 0.43 % | AUM Mio: 437 | Domizil: Vereinigte Staaten | ausschüttend Distr. Yield: 1.62 %

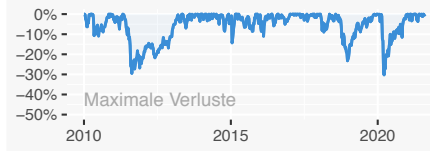
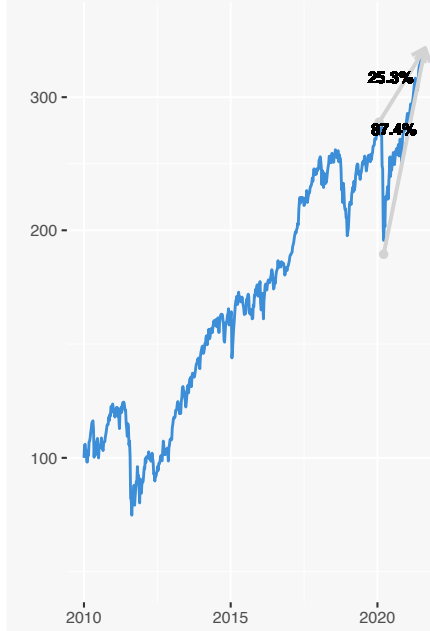
© iShares



iShares SMIM® ETF (CH)

CHF, TER: 0.45 % | AUM Mio: 1482 | Domizil: Schweiz | ausschüttend Distr. Yield: 1.65 %

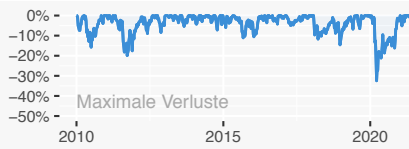
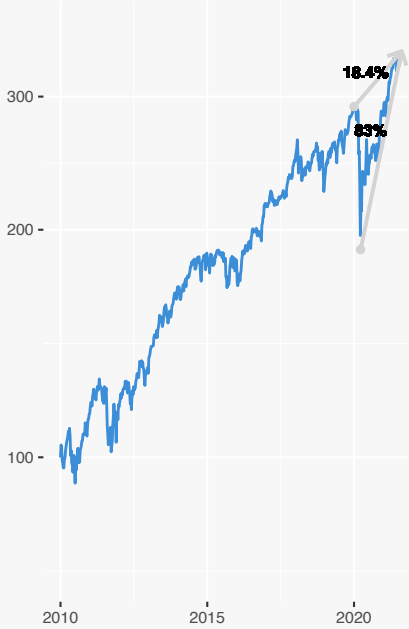
© CS&AM



iShares Morningstar Value ETF

USD, TER: 0.04 % | AUM Mio: 741 | Domizil: Vereinigte Staaten | ausschüttend Distr. Yield: 1.84 %

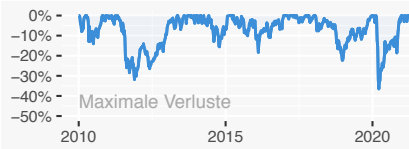
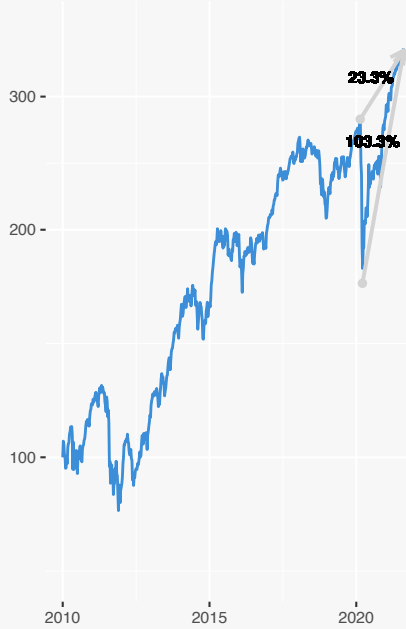
© IGV



iShares MSCI EMU Small Cap UCITS ETF

EUR, TER: 0.58 % | AUM Mio: 899 | Domizil: Irland | thesaurierend Distr. Yield: - %

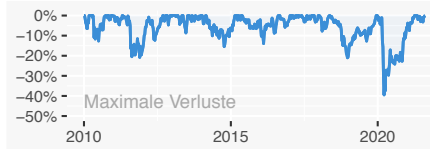
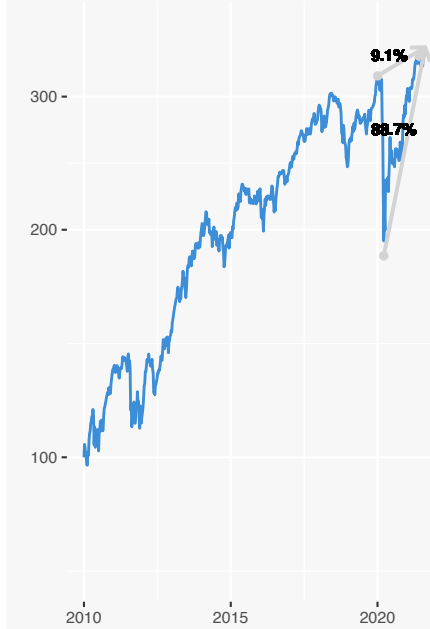
© CS&AM



iShares MSCI UK Small Cap UCITS ETF

GBP, TER: 0.58 % | AUM Mio: 571 | Domizil: Irland | thesaurierend Distr. Yield: - %

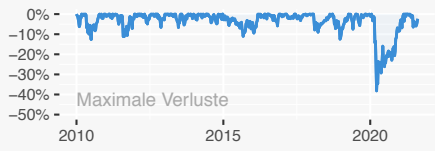
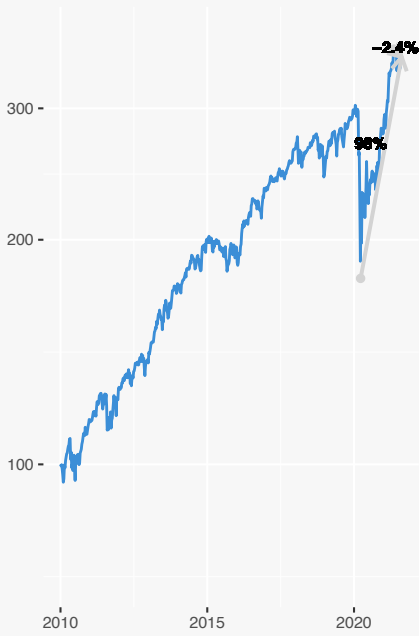
© CS&AM



iShares Dow Jones U.S. Select Dividend UCITS ETF (DE)

USD, TER: 0.31 % | AUM Mio: 377 | Domizil: Deutschland | ausschüttend Distr. Yield: 2.27 %

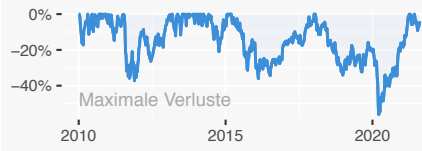
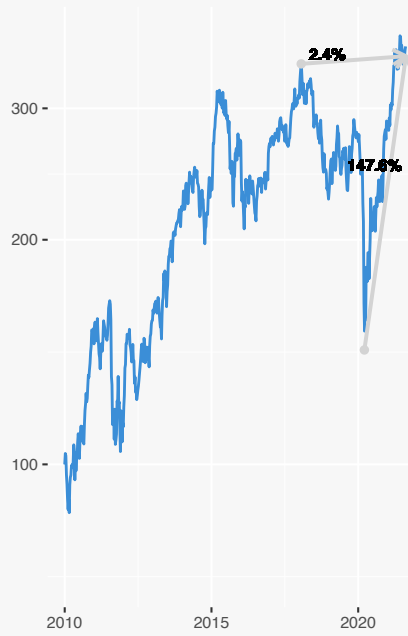
© EODS



iShares STOXX Europe 600 Automobiles & Parts UCITS ETF (DE)

EUR, TER: 0.46 % | AUM Mio: 408 | Domizil: Deutschland | ausschüttend Distr. Yield: 3.04 %

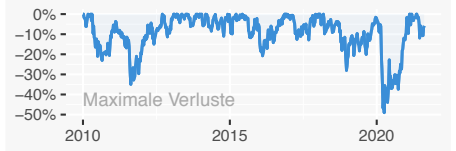
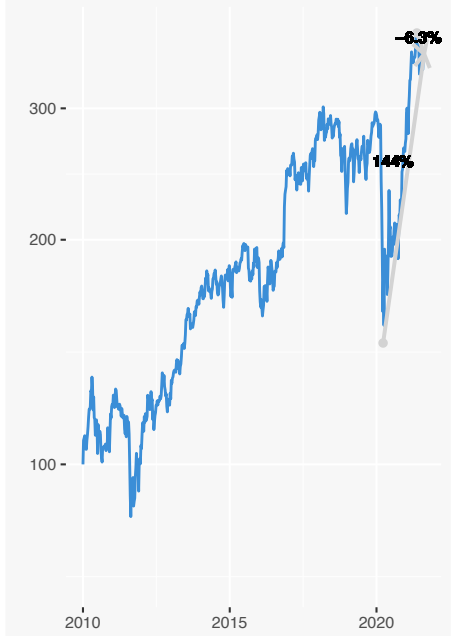
© SIAPEX



iShares U.S. Regional Banks ETF

USD, TER: 0.41 % | AUM Mio: 1136 | Domizil: Vereinigte Staaten | ausschüttend Distr. Yield: 2.05 %

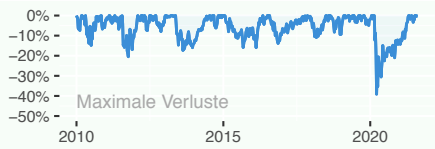
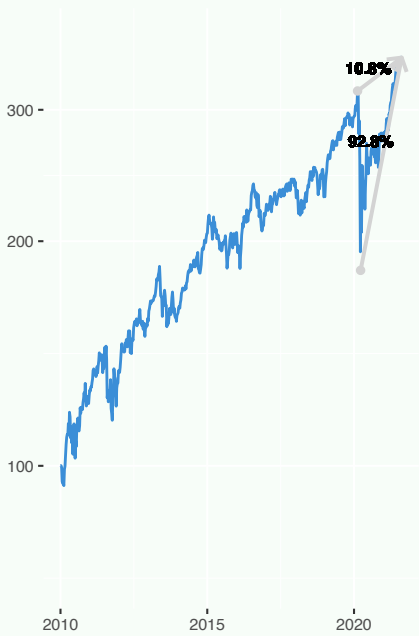
© IWT



iShares U.S. Real Estate ETF

USD, TER: 0.41 % | AUM Mio: 5557 | Domizil: Vereinigte Staaten | ausschüttend Distr. Yield: 2.44 %

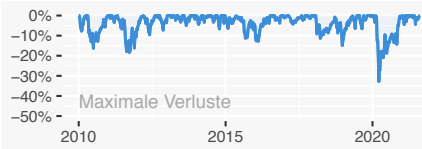
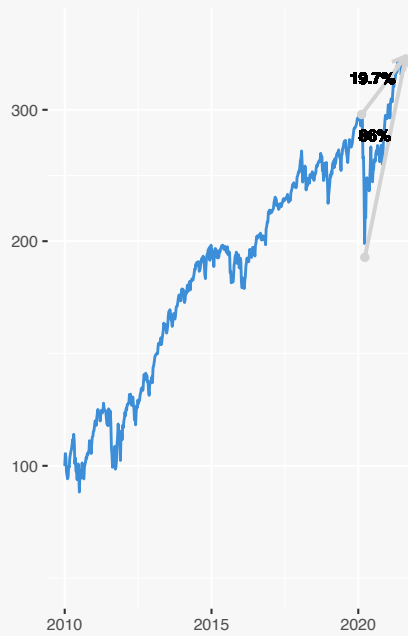
© IRI



iShares Russell Top 200 Value ETF

USD, TER: 0.2 % | AUM Mio: 1160 | Domizil: Vereinigte Staaten | ausschüttend Distr. Yield: 1.98 %

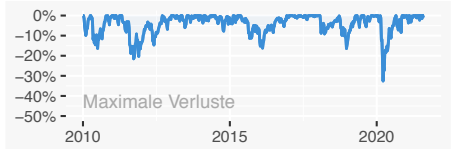
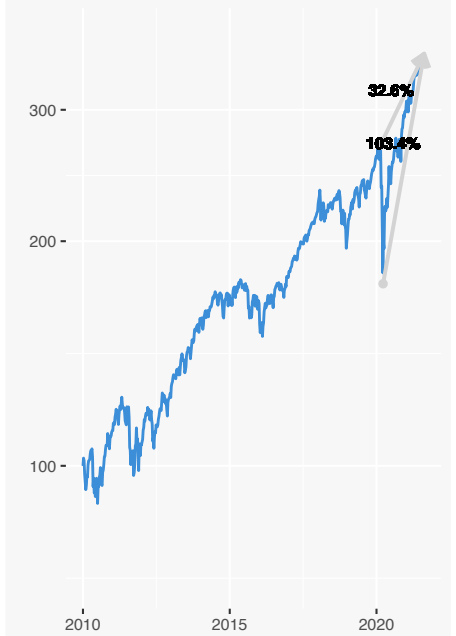
© IRI



iShares MSCI Kokusai ETF

USD, TER: 0.25 % | AUM Mio: 487 | Domizil: Vereinigte Staaten | ausschüttend Distr. Yield: 1.59 %

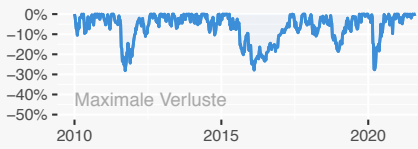
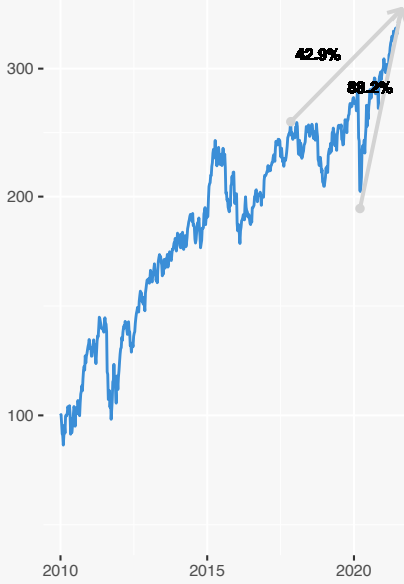
© TOK



iShares STOXX Europe 600 Chemicals UCITS ETF (DE)

EUR, TER: 0.46 % | AUM Mio: 155 | Domizil: Deutschland | ausschüttend Distr.: Yield: 1.99 %

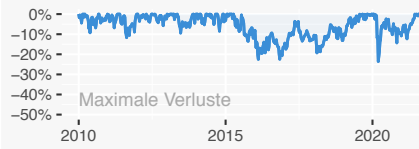
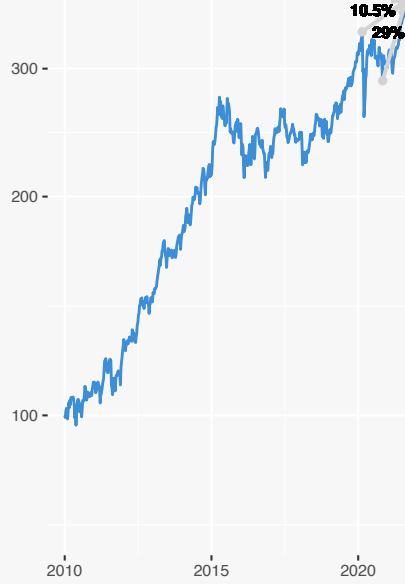
ID: SX4EX



iShares STOXX Europe 600 Health Care UCITS ETF (DE)

EUR, TER: 0.46 % | AUM Mio: 730 | Domizil: Deutschland | ausschüttend Distr.: Yield: 1.6 %

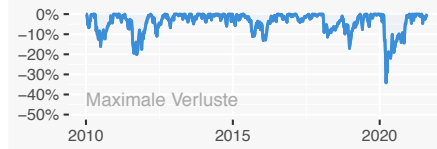
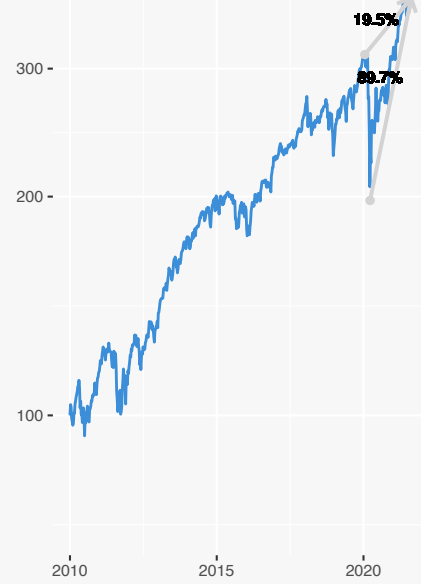
ID: SX04



iShares S&P 500 Value ETF

USD, TER: 0.18 % | AUM Mio: 22236 | Domizil: Vereinigte Staaten | ausschüttend Distr.: Yield: 1.71 %

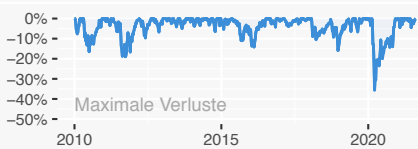
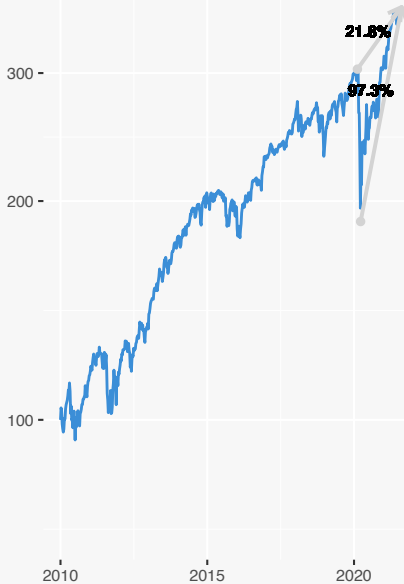
ID: IVE



iShares Russell 1000 Value ETF

USD, TER: 0.19 % | AUM Mio: 53857 | Domizil: Vereinigte Staaten | ausschüttend Distr.: Yield: 1.75 %

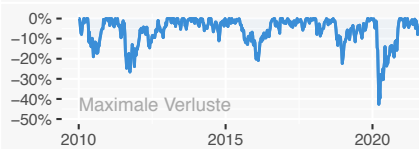
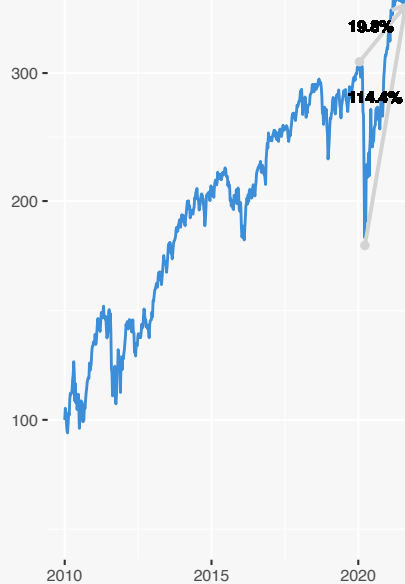
ID: IVO



iShares Morningstar Small-Cap ETF

USD, TER: 0.04 % | AUM Mio: 232 | Domizil: Vereinigte Staaten | ausschüttend Distr.: Yield: 0.97 %

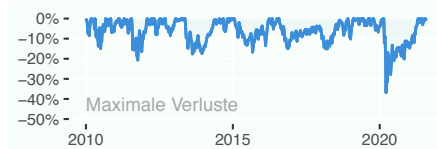
ID: SSC



iShares Cohen & Steers REIT ETF

USD, TER: 0.34 % | AUM Mio: 2534 | Domizil: Vereinigte Staaten | ausschüttend Distr.: Yield: 2.28 %

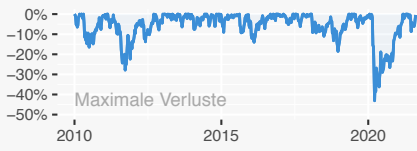
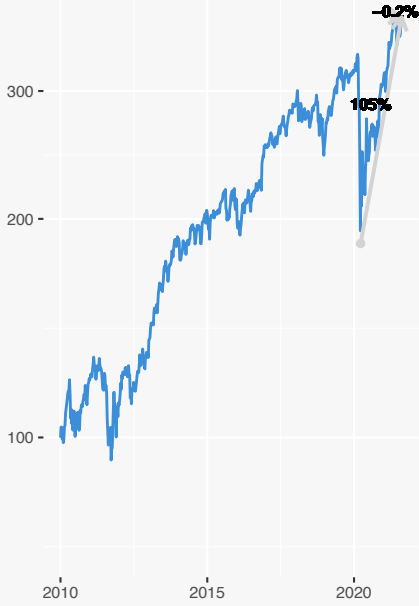
ID: ICF



iShares U.S. Insurance ETF

USD, TER: 0.42 % | AUM Mio: 104 | Domizil: Vereinigte Staaten | ausschüttend Distr. Yield: 1.62 %

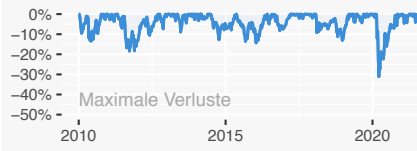
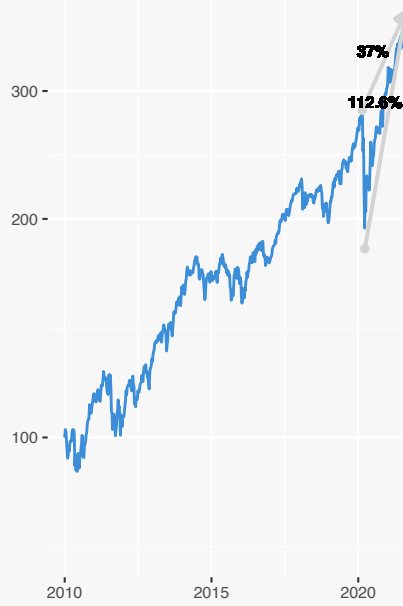
ID: IXK



iShares Global Water UCITS ETF

USD, TER: 0.65 % | AUM Mio: 2484 | Domizil: Irland | ausschüttend Distr. Yield: 0.93 %

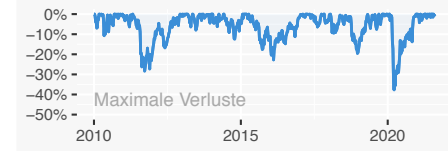
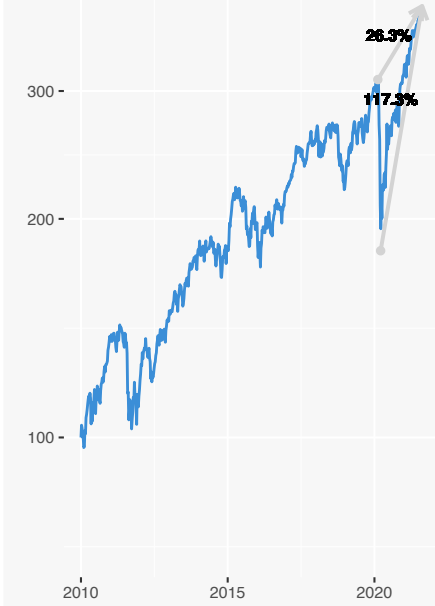
ID: IWO



iShares STOXX Europe 600 Industrial Goods & Services UCITS ETF (I)

EUR, TER: 0.46 % | AUM Mio: 437 | Domizil: Deutschland | ausschüttend Distr. Yield: 1.14 %

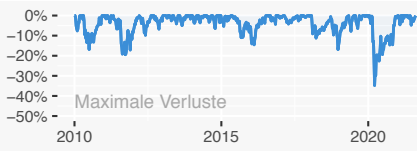
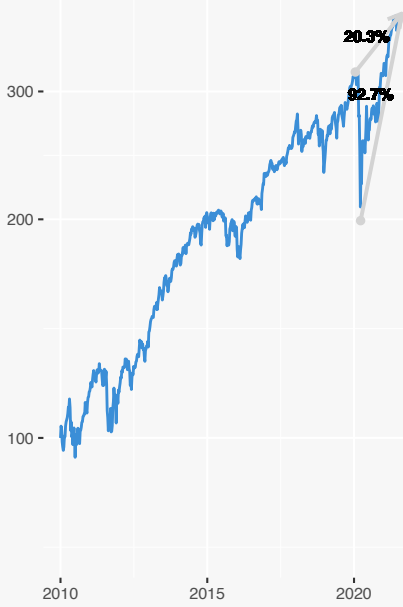
ID: SIEFX



iShares Core S&P U.S. Value ETF

USD, TER: 0.04 % | AUM Mio: 10264 | Domizil: Vereinigte Staaten | ausschüttend Distr. Yield: 1.76 %

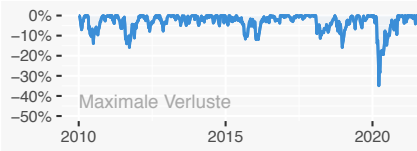
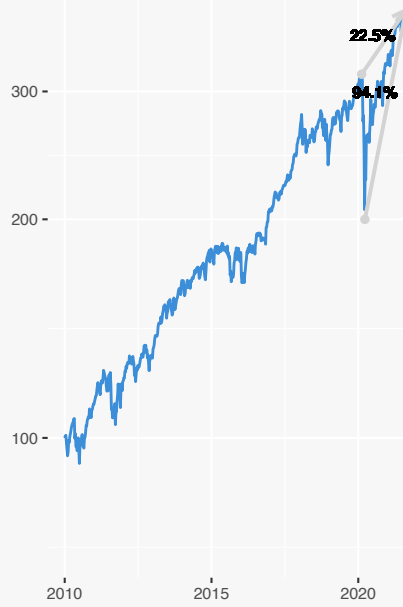
ID: IUSV



iShares Dow Jones Industrial Average UCITS ETF (DE)

USD, TER: 0.51 % | AUM Mio: 266 | Domizil: Deutschland | ausschüttend Distr. Yield: 0.79 %

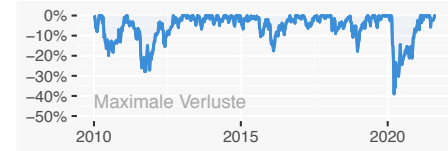
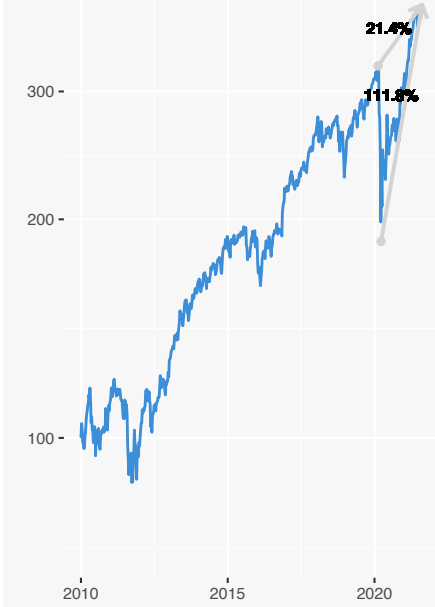
ID: I333



iShares U.S. Financials ETF

USD, TER: 0.42 % | AUM Mio: 2208 | Domizil: Vereinigte Staaten | ausschüttend Distr. Yield: 1.22 %

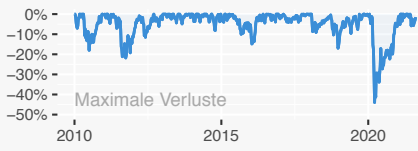
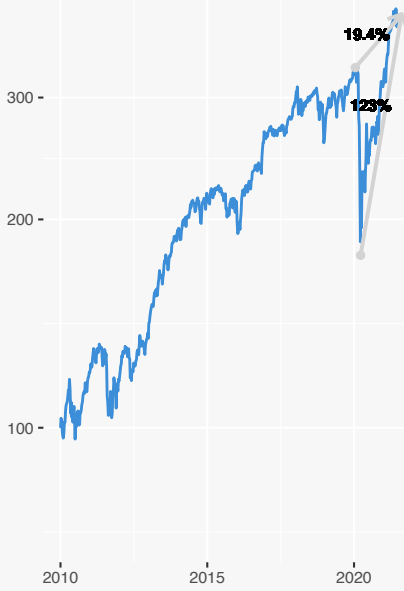
ID: IFF



iShares Morningstar Mid-Cap Value ETF

USD, TER: 0.06 % | AUM Mio: 454 | Domizil: Vereinigte Staaten | ausschüttend Distr. Yield: 1.75 %

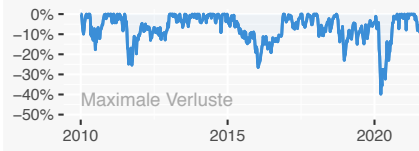
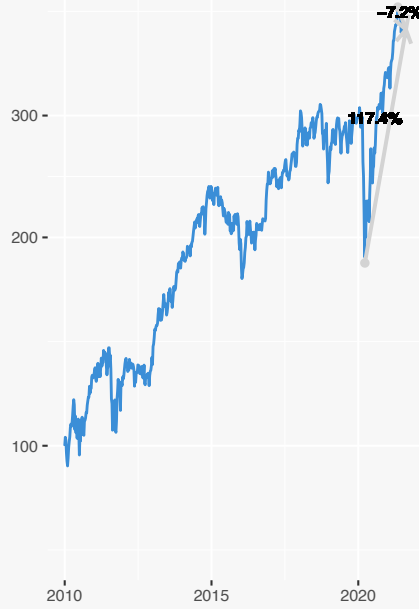
ID: MCV



iShares U.S. Transportation ETF

USD, TER: 0.42 % | AUM Mio: 1621 | Domizil: Vereinigte Staaten | ausschüttend Distr. Yield: 0.72 %

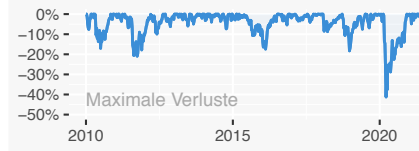
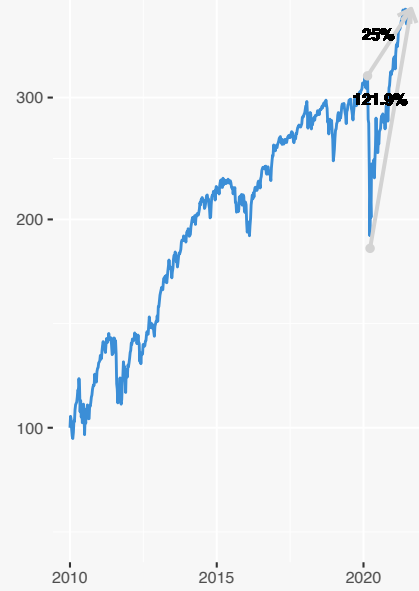
ID: IYT



iShares Russell Mid-Cap Value ETF

USD, TER: 0.23 % | AUM Mio: 14156 | Domizil: Vereinigte Staaten | ausschüttend Distr. Yield: 1.25 %

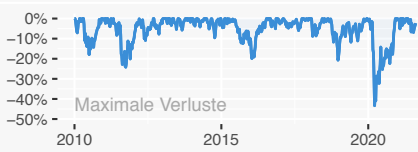
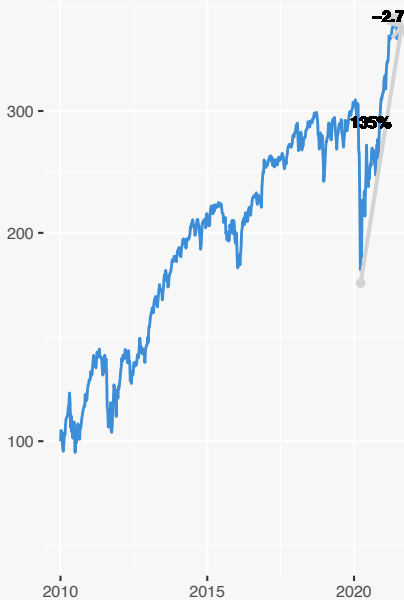
ID: RMS



iShares S&P Mid-Cap 400 Value ETF

USD, TER: 0.18 % | AUM Mio: 8511 | Domizil: Vereinigte Staaten | ausschüttend Distr. Yield: 1.56 %

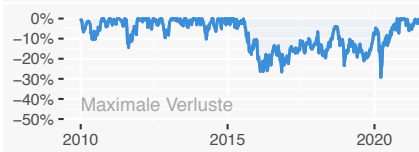
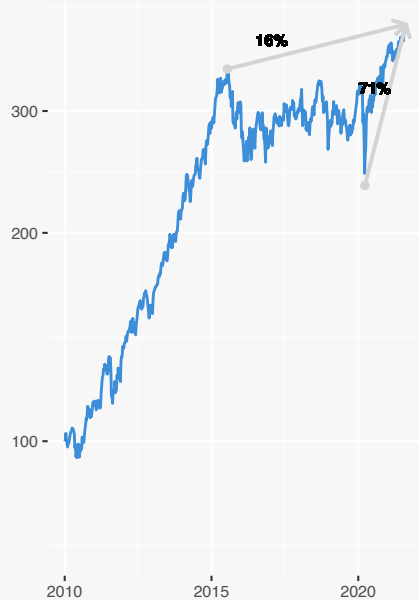
ID: IWM



iShares U.S. Pharmaceuticals ETF

USD, TER: 0.42 % | AUM Mio: 388 | Domizil: Vereinigte Staaten | ausschüttend Distr. Yield: 1.84 %

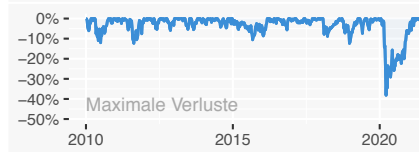
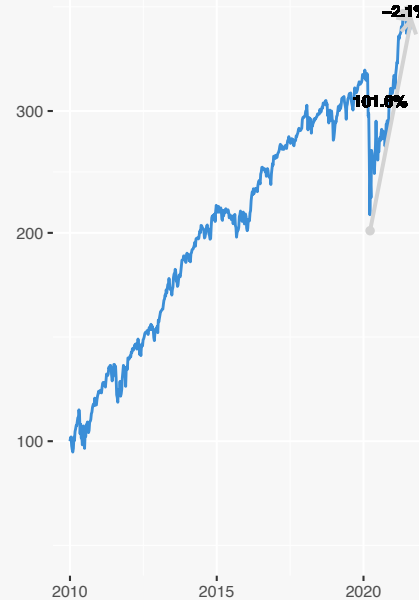
ID: IHE



iShares Select Dividend ETF

USD, TER: 0.39 % | AUM Mio: 17707 | Domizil: Vereinigte Staaten | ausschüttend Distr. Yield: 4.03 %

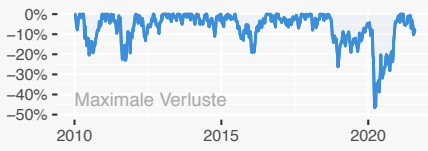
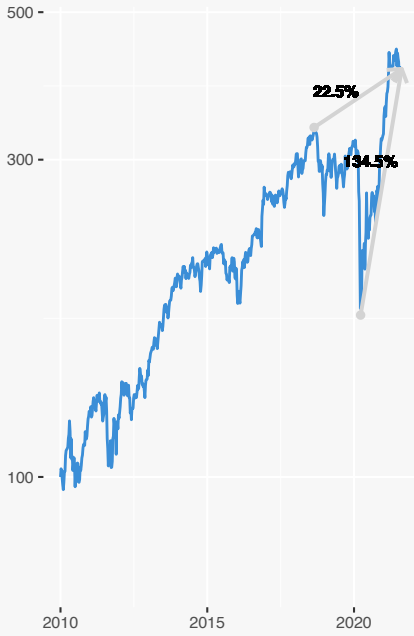
ID: SDY



iShares S&P Small-Cap 600 Value ETF

USD, TER: 0.18 % | AUM Mio: 8523 | Domizil: Vereinigte Staaten | ausschüttend Distr. Yield: 1.12 %

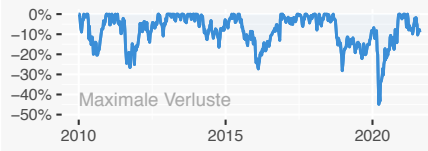
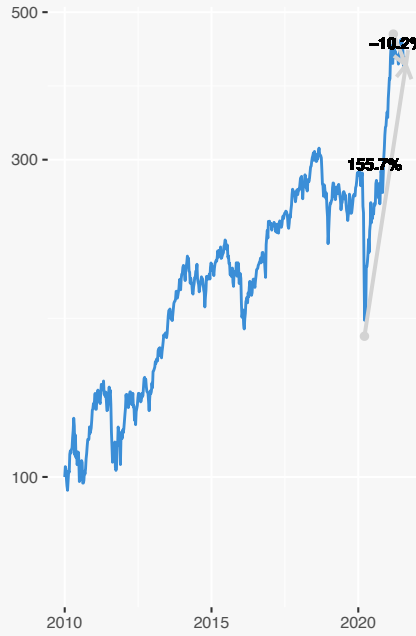
io.us



iShares Micro-Cap ETF

USD, TER: 0.6 % | AUM Mio: 1262 | Domizil: Vereinigte Staaten | ausschüttend Distr. Yield: 0.38 %

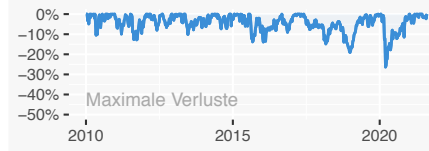
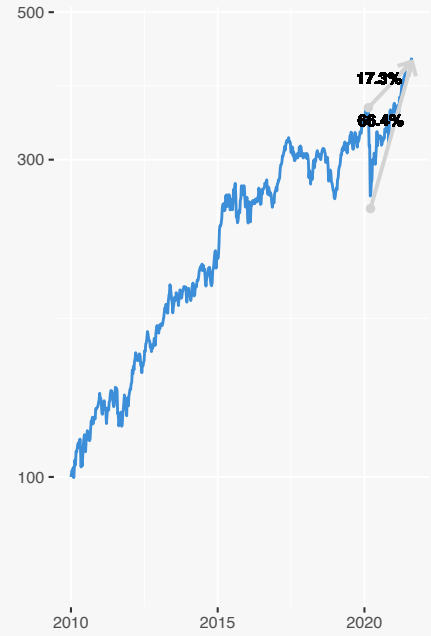
io.mc



iShares STOXX Europe 600 Personal & Household Goods UCITS ETF

EUR, TER: 0.46 % | AUM Mio: 115 | Domizil: Deutschland | ausschüttend Distr. Yield: 1.94 %

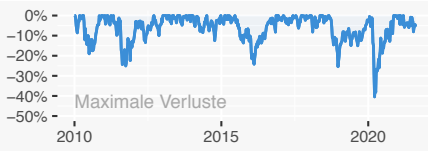
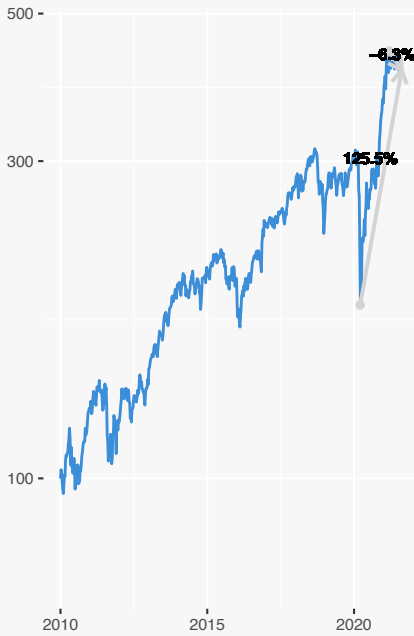
io.stoxx



iShares Russell 2000 ETF

USD, TER: 0.19 % | AUM Mio: 6482 | Domizil: Vereinigte Staaten | ausschüttend Distr. Yield: 0.72 %

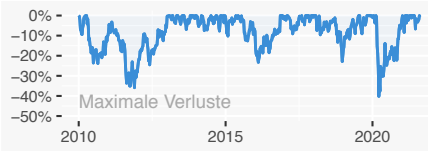
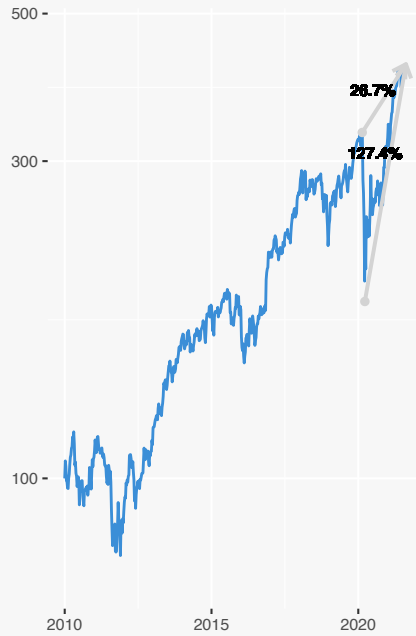
io.rus



iShares U.S. Financial Services ETF

USD, TER: 0.42 % | AUM Mio: 2430 | Domizil: Vereinigte Staaten | ausschüttend Distr. Yield: 0.99 %

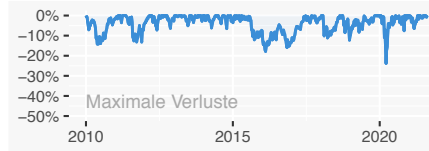
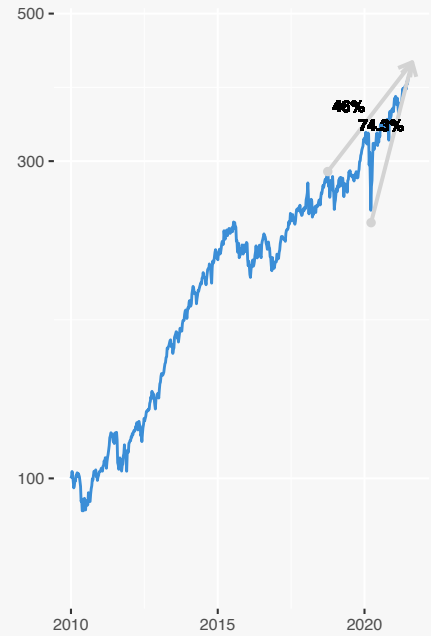
io.fis



iShares Global Healthcare ETF

USD, TER: 0.43 % | AUM Mio: 3307 | Domizil: Vereinigte Staaten | ausschüttend Distr. Yield: 1.31 %

io.gxj



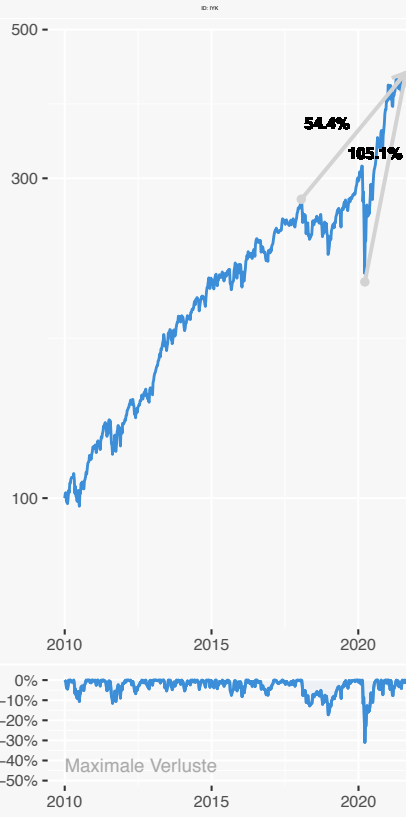
iShares Residential and Multisector Real Estate ETF

USD, TER: 0.48 % | AUM Mio: 810 | Domizil: Vereinigte Staaten | ausschüttend Distr.: Yield: 2.62 %



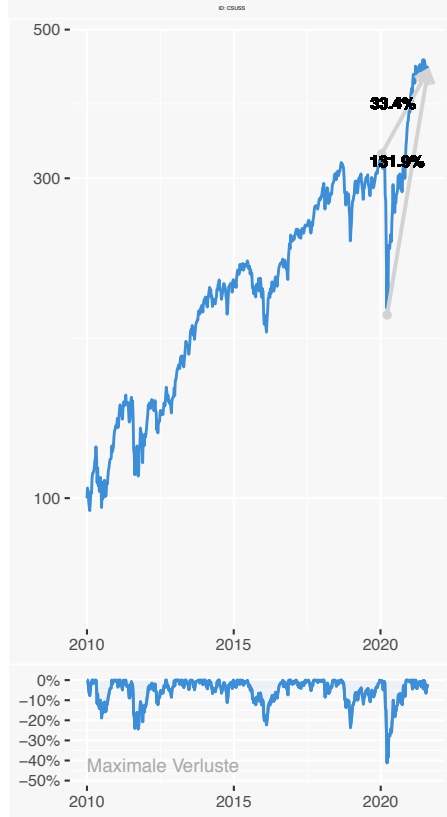
iShares U.S. Consumer Goods ETF

USD, TER: 0.43 % | AUM Mio: 705 | Domizil: Vereinigte Staaten | ausschüttend Distr.: Yield: 1.25 %



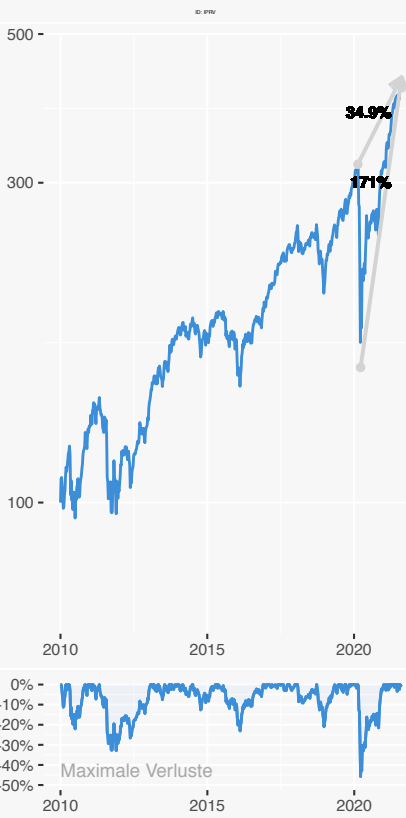
iShares MSCI USA Small Cap UCITS ETF

USD, TER: 0.43 % | AUM Mio: 1179 | Domizil: Irland | thesaurierend Distr.: Yield: - %



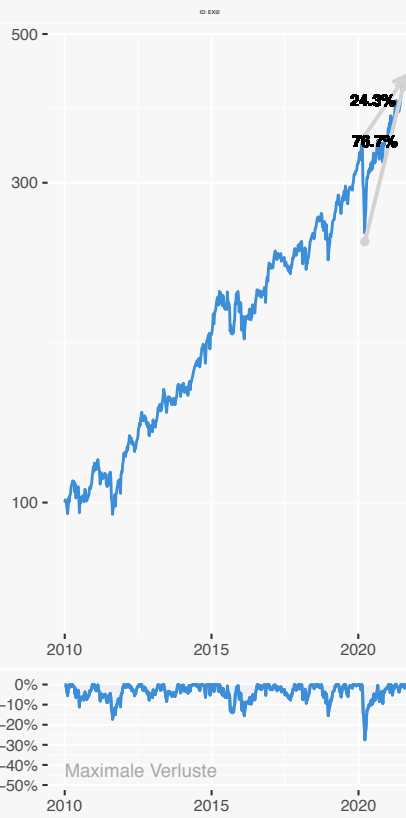
iShares Listed Private Equity UCITS ETF

USD, TER: 0.75 % | AUM Mio: 1049 | Domizil: Irland | ausschüttend Distr.: Yield: 2.69 %



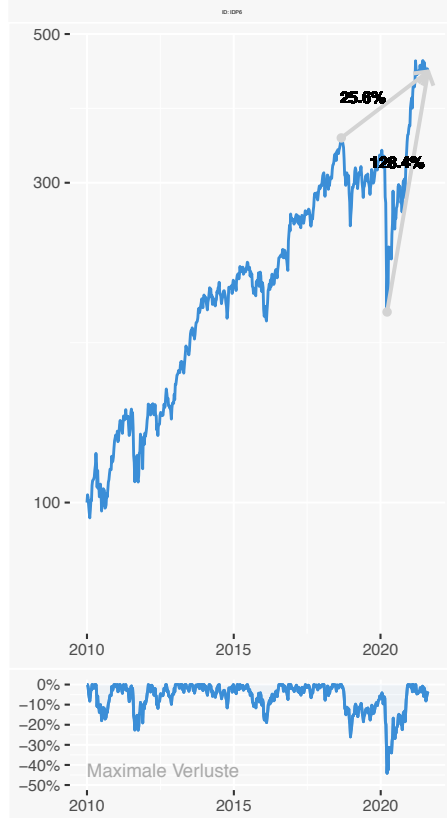
iShares Dow Jones Global Titans 50 UCITS ETF (DE)

EUR, TER: 0.51 % | AUM Mio: 1166 | Domizil: Deutschland | ausschüttend Distr.: Yield: 0.72 %



iShares S&P SmallCap 600 UCITS ETF

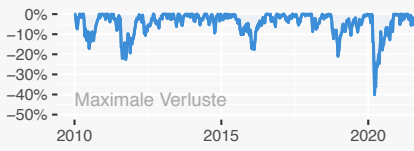
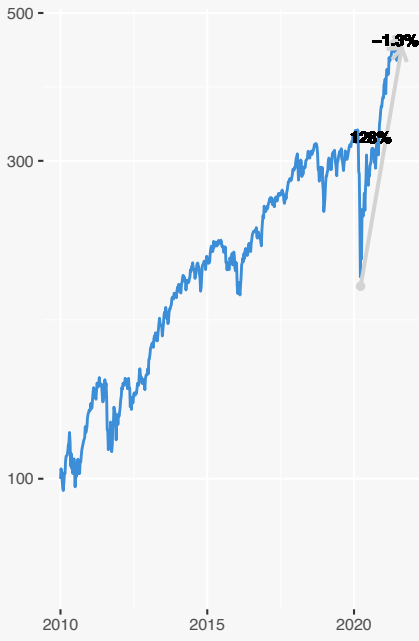
USD, TER: 0.4 % | AUM Mio: 1344 | Domizil: Irland | ausschüttend Distr.: Yield: 0.7 %



iShares Core S&P Mid-Cap ETF

USD, TER: 0.05 % | AUM Mio: 62784 | Domizil: Vereinigte Staaten | ausschüttend Distr. Yield: 1.3 %

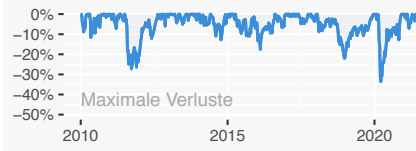
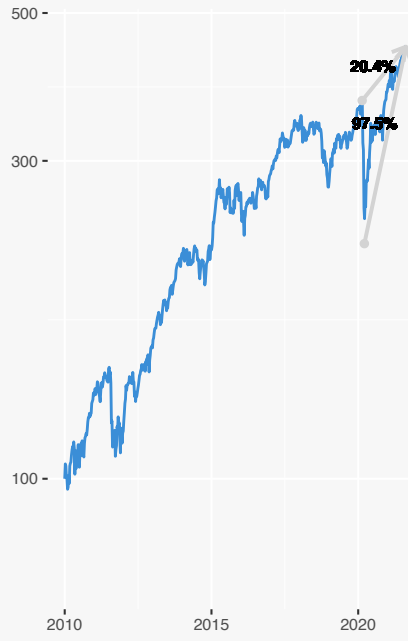
ID: IJH



iShares MDAX® UCITS ETF (DE)

EUR, TER: 0.51 % | AUM Mio: 1849 | Domizil: Deutschland | thesaurierend Distr. Yield: 0.41 %

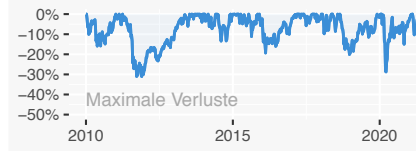
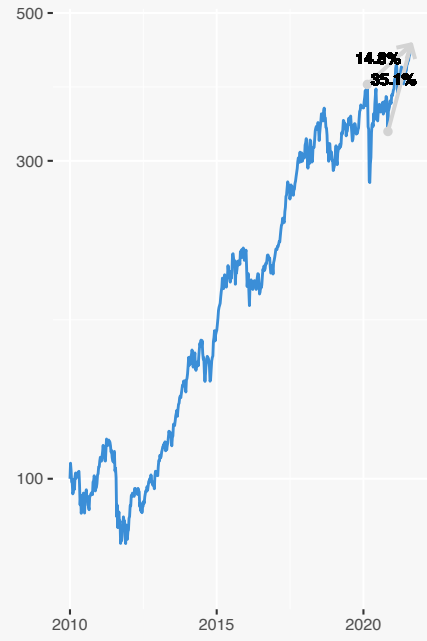
ID: MDAXE



iShares TecDAX® UCITS ETF (DE)

EUR, TER: 0.51 % | AUM Mio: 1041 | Domizil: Deutschland | thesaurierend Distr. Yield: 0.04 %

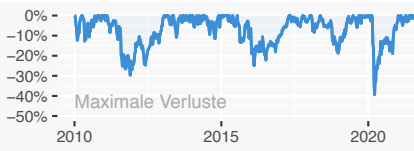
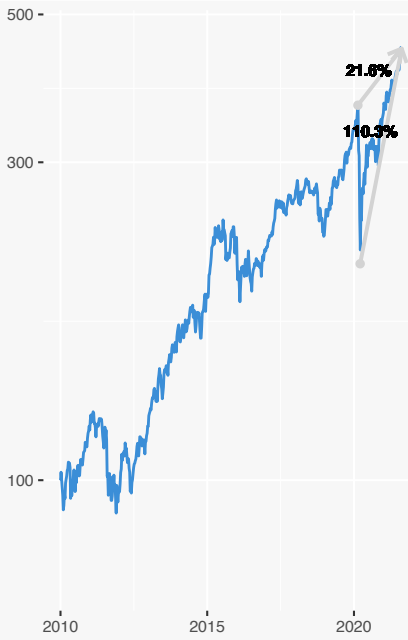
ID: DEXD



iShares STOXX Europe 600 Financial Services UCITS ETF (DE)

EUR, TER: 0.46 % | AUM Mio: 721 | Domizil: Deutschland | ausschüttend Distr. Yield: 1.37 %

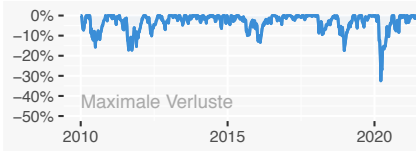
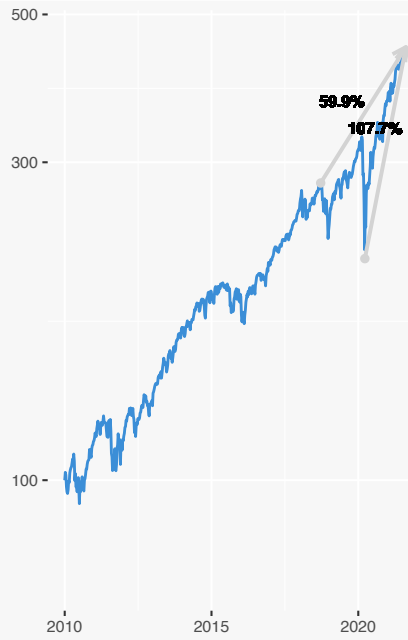
ID: SWFEX



iShares MSCI North America UCITS ETF

USD, TER: 0.4 % | AUM Mio: 1049 | Domizil: Irland | ausschüttend Distr. Yield: 0.81 %

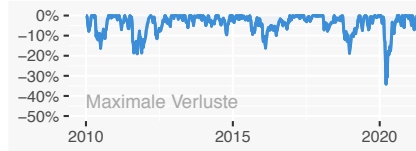
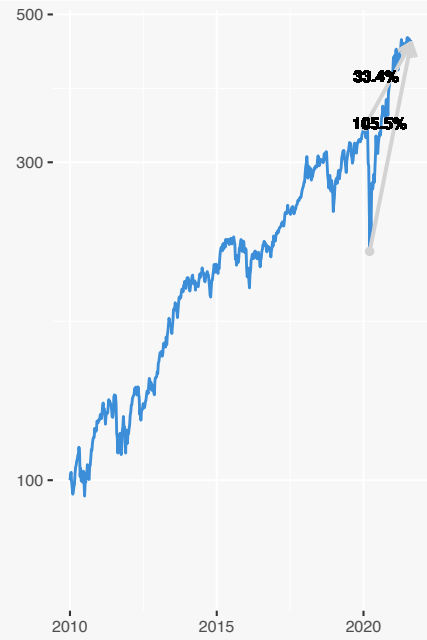
ID: NAA



iShares Global Consumer Discretionary ETF

USD, TER: 0.43 % | AUM Mio: 460 | Domizil: Vereinigte Staaten | ausschüttend Distr. Yield: 0.6 %

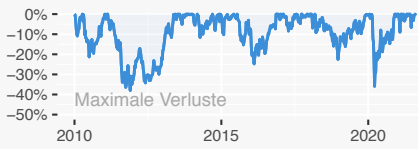
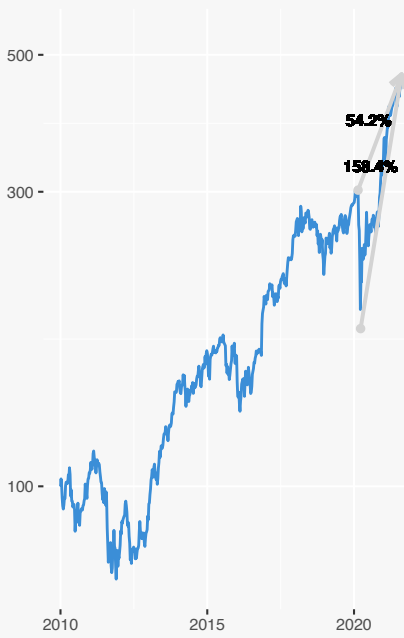
ID: RDD



iShares U.S. Broker-Dealers & Securities Exchanges ETF

USD, TER: 0.41 % | AUM Mio: 894 | Domizil: Vereinigte Staaten | ausschüttend Distr. Yield: 1.21 %

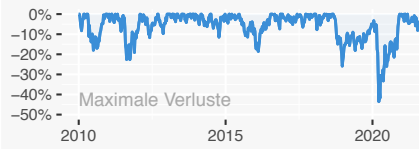
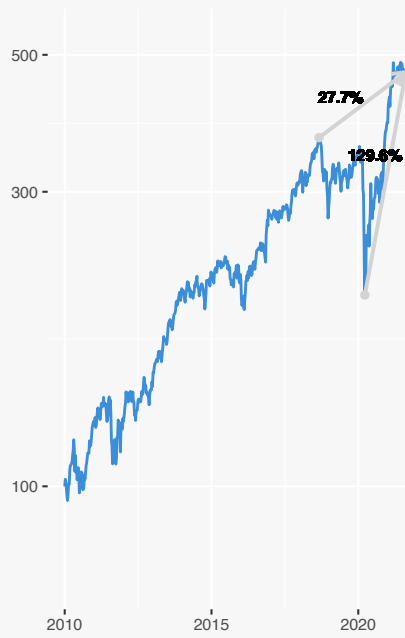
ID: US



iShares Core S&P Small-Cap ETF

USD, TER: 0.06 % | AUM Mio: 67361 | Domizil: Vereinigte Staaten | ausschüttend Distr. Yield: 1.06 %

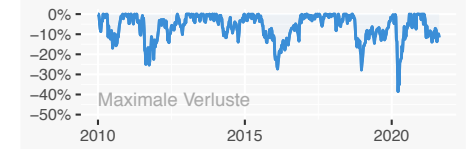
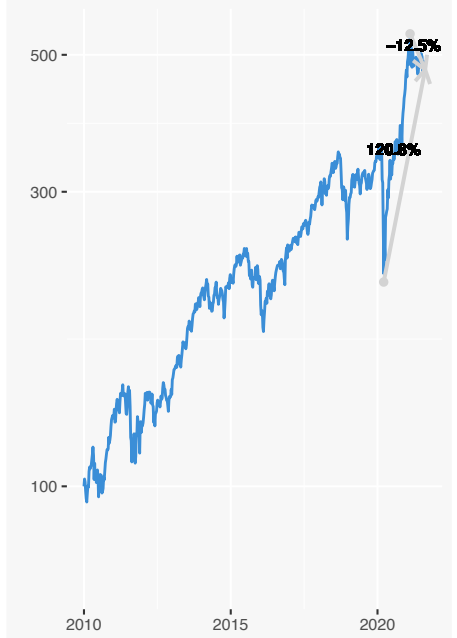
ID: US



iShares Russell 2000 Growth ETF

USD, TER: 0.24 % | AUM Mio: 11634 | Domizil: Vereinigte Staaten | ausschüttend Distr. Yield: 0.2 %

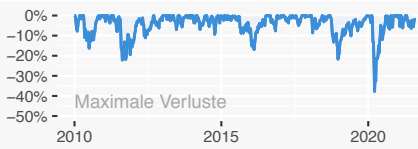
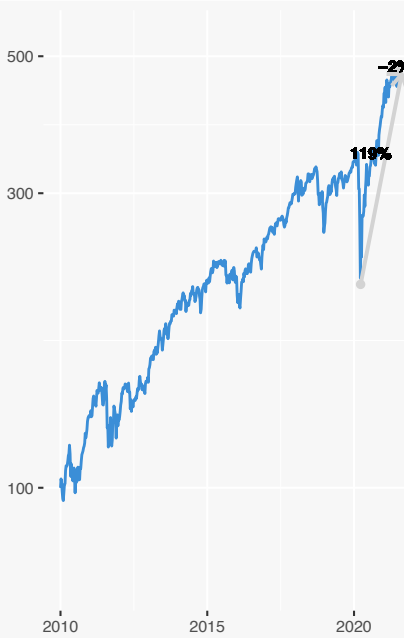
ID: US



iShares S&P Mid-Cap 400 Growth ETF

USD, TER: 0.17 % | AUM Mio: 8182 | Domizil: Vereinigte Staaten | ausschüttend Distr. Yield: 0.48 %

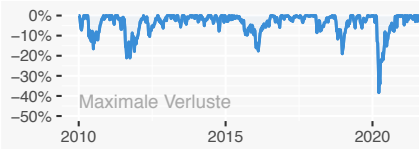
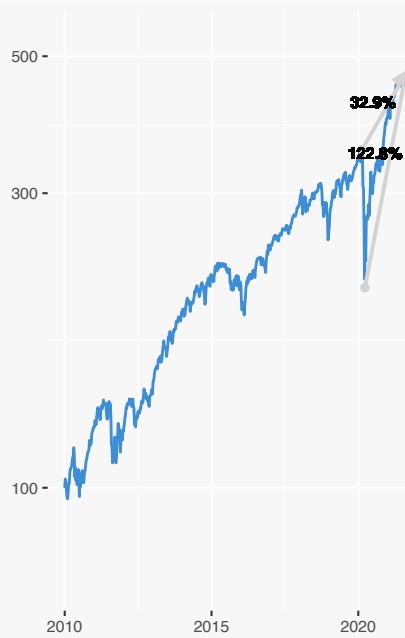
ID: US



iShares Russell Mid-Cap ETF

USD, TER: 0.19 % | AUM Mio: 29628 | Domizil: Vereinigte Staaten | ausschüttend Distr. Yield: 0.92 %

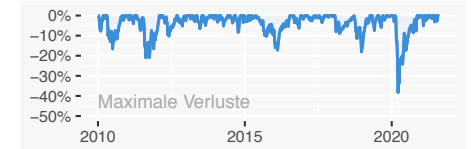
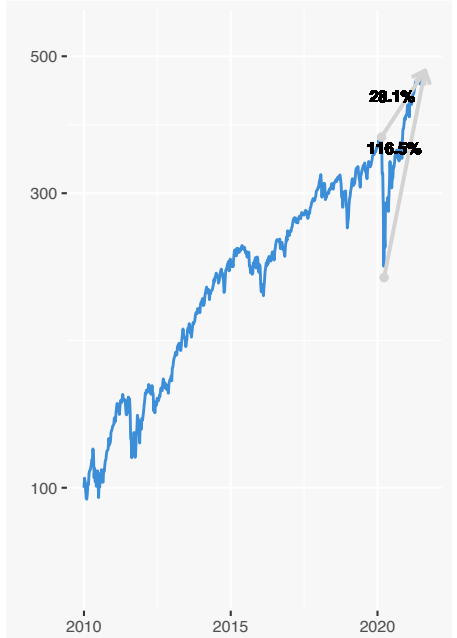
ID: US



iShares Morningstar Mid-Cap ETF

USD, TER: 0.04 % | AUM Mio: 886 | Domizil: Vereinigte Staaten | ausschüttend Distr. Yield: 1.16 %

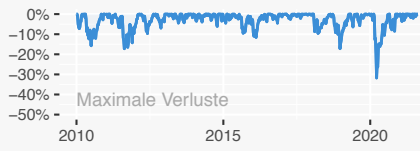
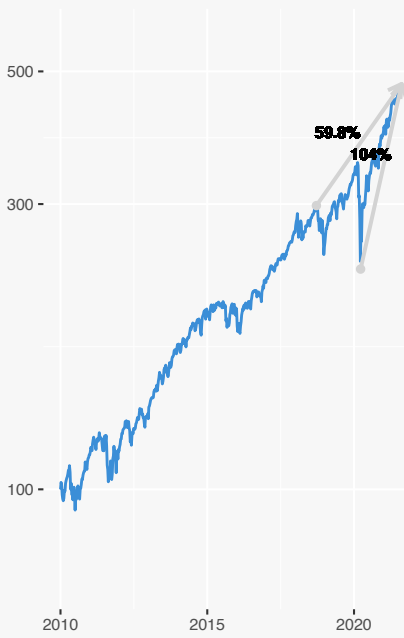
ID: US



iShares Core S&P 500 UCITS ETF USD (Dist)

USD, TER: 0.07 % | AUM Mio: 13497 | Domizil: Irland | ausschüttend Distr. Yield: 1.09 %

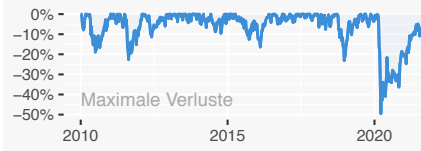
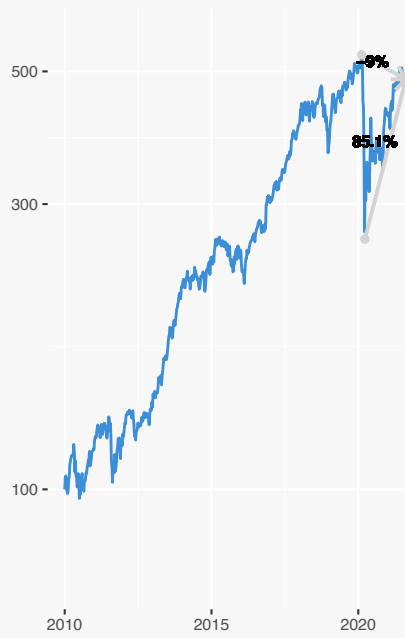
© iUSA



iShares U.S. Aerospace & Defense ETF

USD, TER: 0.42 % | AUM Mio: 2914 | Domizil: Vereinigte Staaten | ausschüttend Distr. Yield: 0.82 %

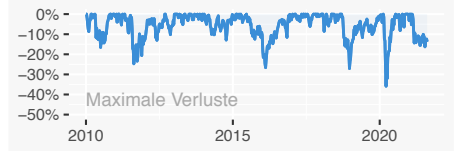
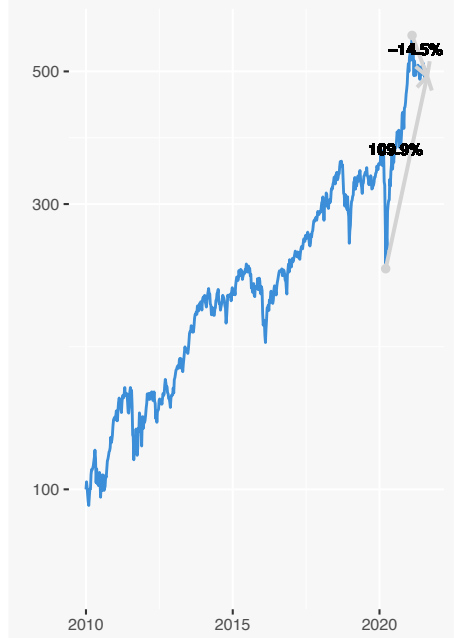
© iFA



iShares Morningstar Small-Cap Growth ETF

USD, TER: 0.06 % | AUM Mio: 487 | Domizil: Vereinigte Staaten | ausschüttend Distr. Yield: 0.63 %

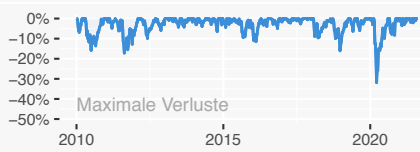
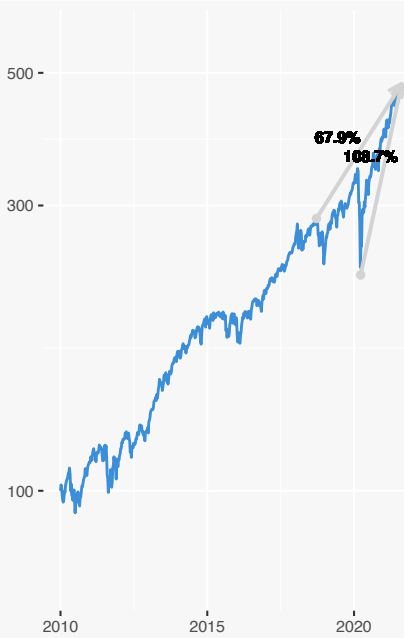
© iSCS



iShares MSCI KLD 400 Social ETF

USD, TER: 0.25 % | AUM Mio: 3366 | Domizil: Vereinigte Staaten | ausschüttend Distr. Yield: 0.98 %

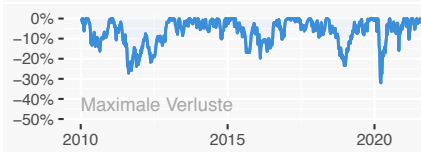
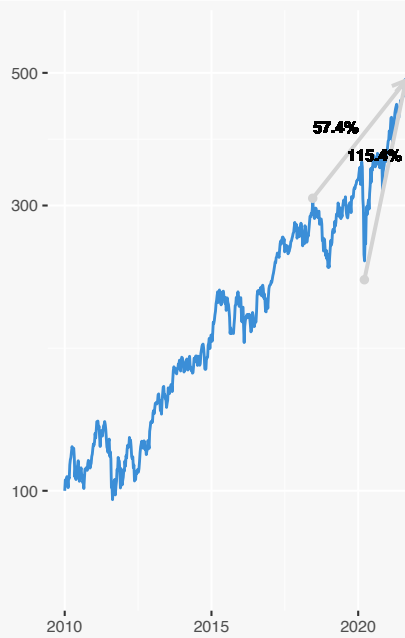
© iDS



iShares STOXX Europe 600 Technology UCITS ETF (DE)

EUR, TER: 0.46 % | AUM Mio: 326 | Domizil: Deutschland | ausschüttend Distr. Yield: 0.14 %

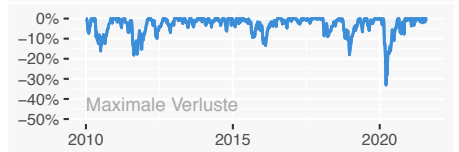
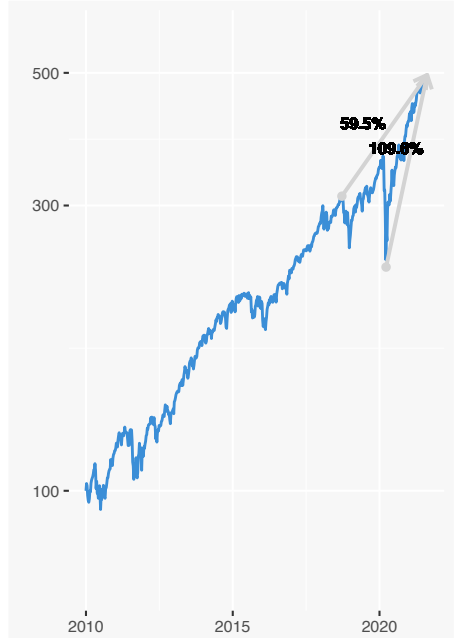
© iEMPEX



iShares Russell 3000 ETF

USD, TER: 0.2 % | AUM Mio: 11999 | Domizil: Vereinigte Staaten | ausschüttend Distr. Yield: 0.59 %

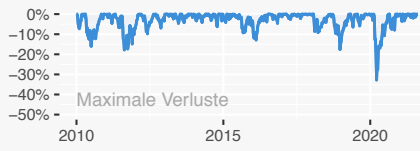
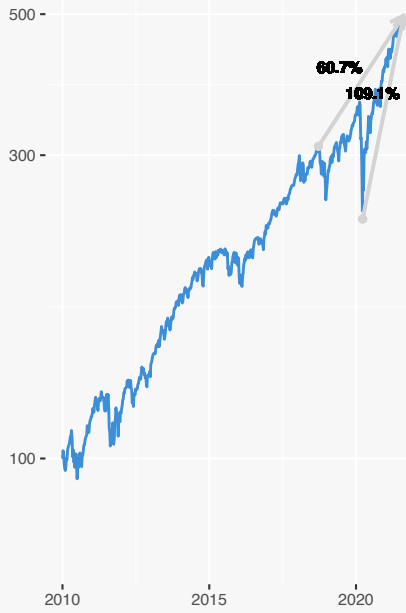
© iRW



iShares Dow Jones U.S. ETF

USD, TER: 0.2 % | AUM Mio: 1707 | Domizil: Vereinigte Staaten | ausschüttend Distr. Yield: 1.01 %

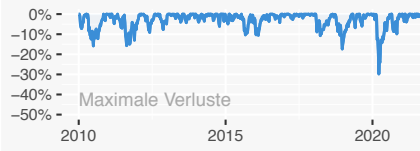
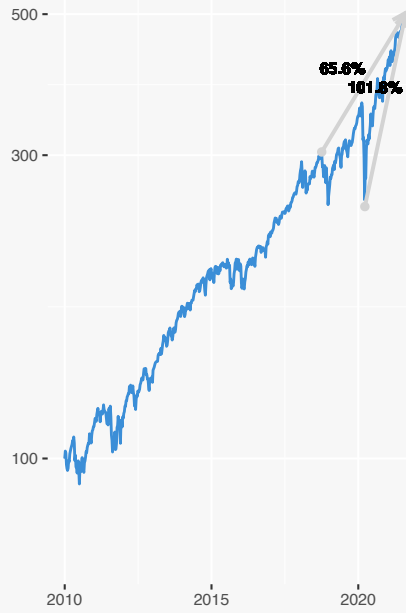
© iVY



iShares S&P 100 ETF

USD, TER: 0.2 % | AUM Mio: 7979 | Domizil: Vereinigte Staaten | ausschüttend Distr. Yield: 1.21 %

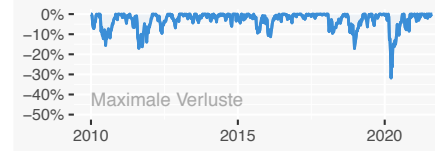
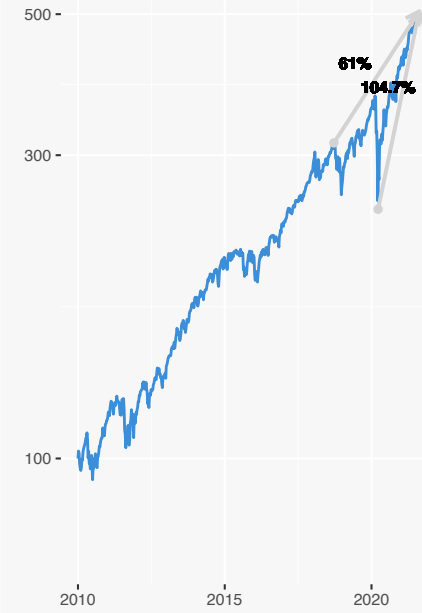
© iCFR



iShares Core S&P 500 ETF

USD, TER: 0.03 % | AUM Mio: 295471 | Domizil: Vereinigte Staaten | ausschüttend Distr. Yield: 1.35 %

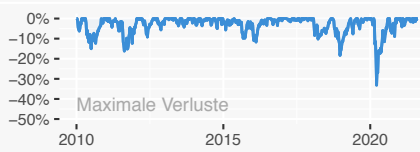
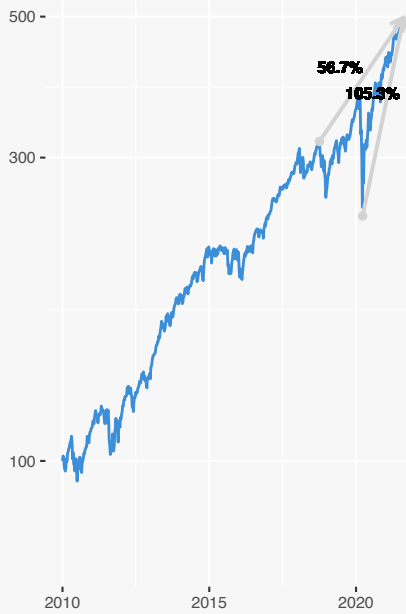
© iVV



iShares Morningstar U.S. Equity ETF

USD, TER: 0.03 % | AUM Mio: 917 | Domizil: Vereinigte Staaten | ausschüttend Distr. Yield: 1.19 %

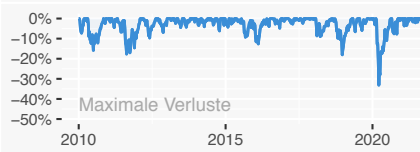
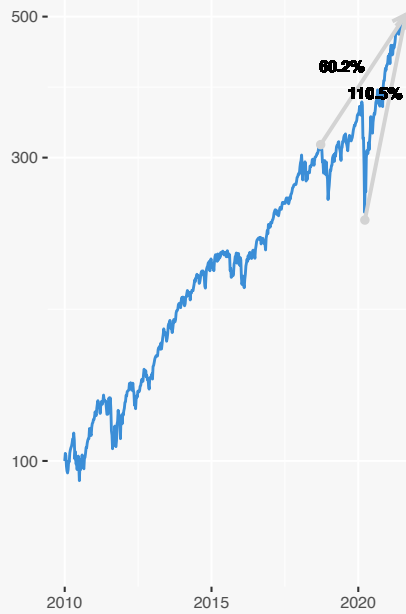
© iCS



iShares Core S&P Total U.S. Stock Market ETF

USD, TER: 0.03 % | AUM Mio: 42029 | Domizil: Vereinigte Staaten | ausschüttend Distr. Yield: 1.13 %

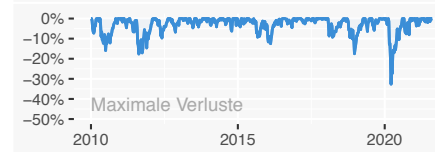
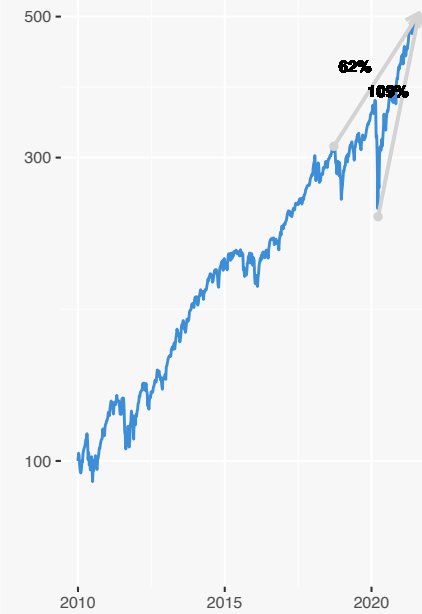
© iTOT



iShares Russell 1000 ETF

USD, TER: 0.15 % | AUM Mio: 30589 | Domizil: Vereinigte Staaten | ausschüttend Distr. Yield: 1.07 %

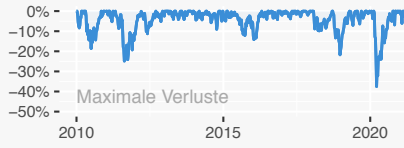
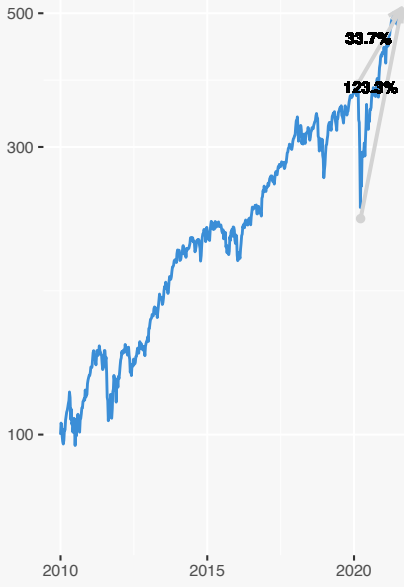
© i1000



iShares U.S. Industrials ETF

USD, TER: 0.42 % | AUM Mio: 1732 | Domizil: Vereinigte Staaten | ausschüttend Distr. Yield: 0.68 %

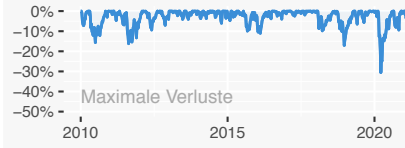
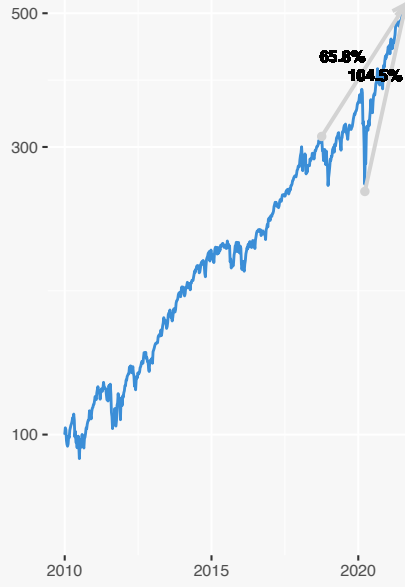
ID: IU



iShares Russell Top 200 ETF

USD, TER: 0.15 % | AUM Mio: 988 | Domizil: Vereinigte Staaten | ausschüttend Distr. Yield: 1.18 %

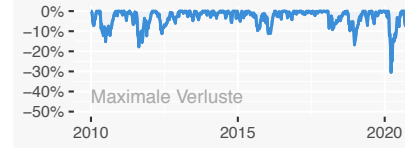
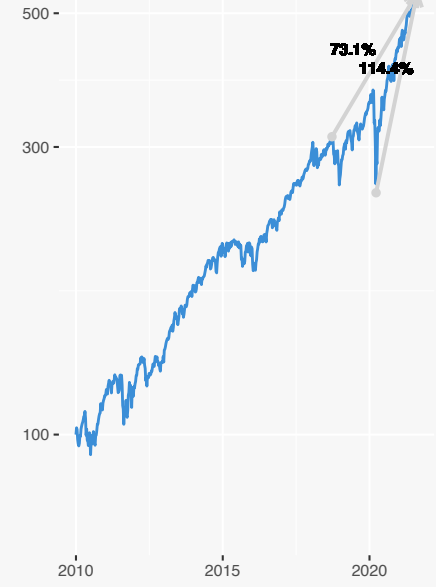
ID: RL



iShares MSCI USA ESG Select ETF

USD, TER: 0.25 % | AUM Mio: 3584 | Domizil: Vereinigte Staaten | ausschüttend Distr. Yield: 0.96 %

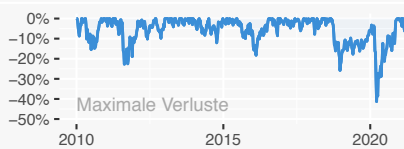
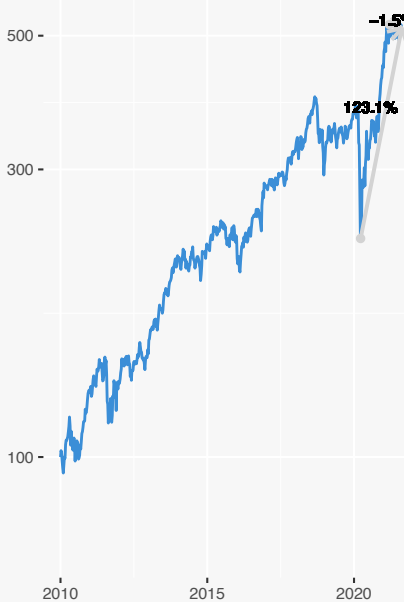
ID: SUSA



iShares S&P Small-Cap 600 Growth ETF

USD, TER: 0.18 % | AUM Mio: 6193 | Domizil: Vereinigte Staaten | ausschüttend Distr. Yield: 0.48 %

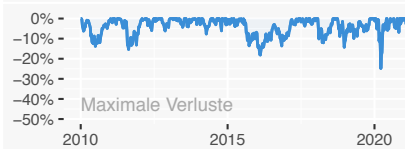
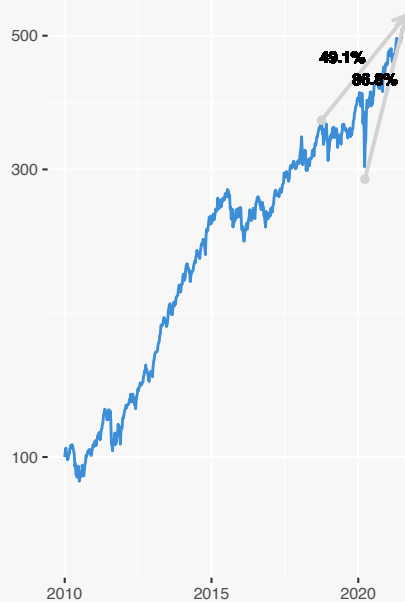
ID: UT



iShares U.S. Healthcare ETF

USD, TER: 0.43 % | AUM Mio: 2876 | Domizil: Vereinigte Staaten | ausschüttend Distr. Yield: 0.92 %

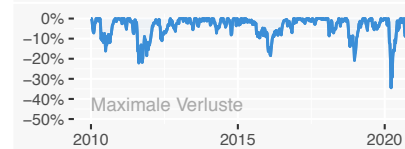
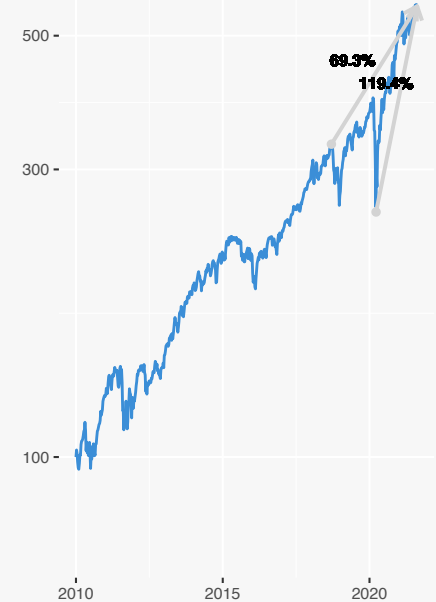
ID: IHH



iShares Russell Mid-Cap Growth ETF

USD, TER: 0.23 % | AUM Mio: 18086 | Domizil: Vereinigte Staaten | ausschüttend Distr. Yield: 0.24 %

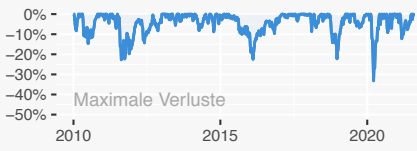
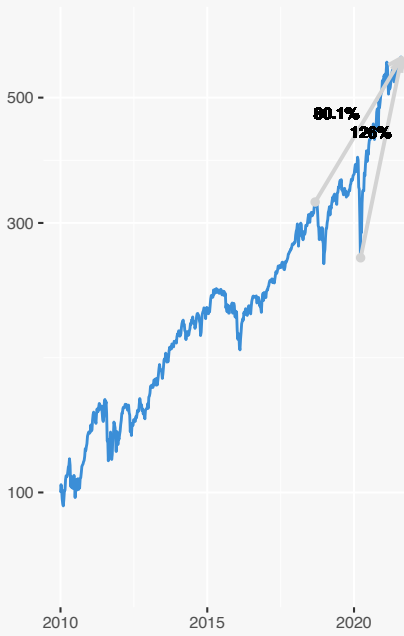
ID: RMP



iShares Morningstar Mid-Cap Growth ETF

USD, TER: 0.06 % | AUM Mio: 1287 | Domizil: Vereinigte Staaten | ausschüttend Distr. Yield: 0.57 %

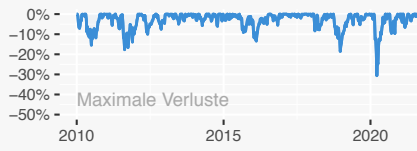
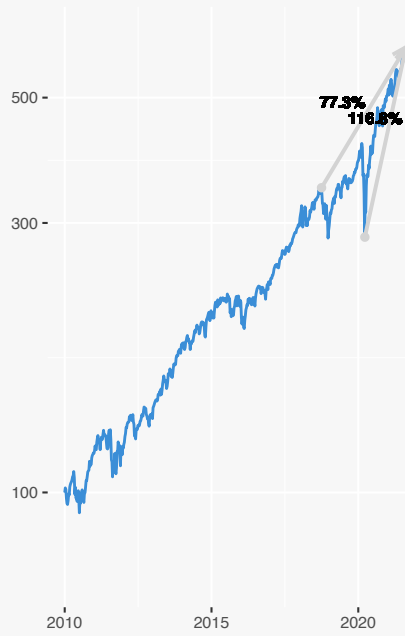
© BCG



iShares Core S&P U.S. Growth ETF

USD, TER: 0.04 % | AUM Mio: 12361 | Domizil: Vereinigte Staaten | ausschüttend Distr. Yield: 0.66 %

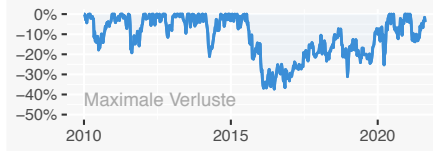
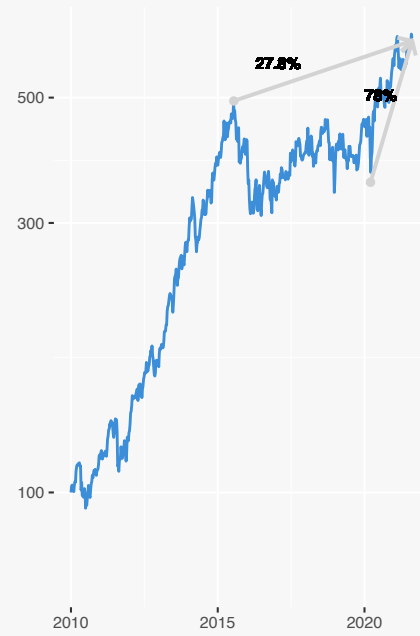
© iSG



iShares Biotechnology ETF

USD, TER: 0.45 % | AUM Mio: 11367 | Domizil: Vereinigte Staaten | ausschüttend Distr. Yield: 0.07 %

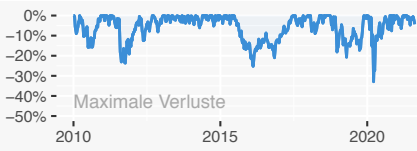
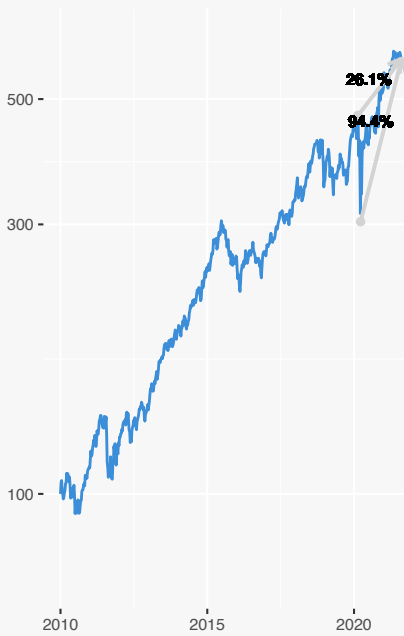
© iBS



iShares U.S. Healthcare Providers ETF

USD, TER: 0.42 % | AUM Mio: 1196 | Domizil: Vereinigte Staaten | ausschüttend Distr. Yield: 0.31 %

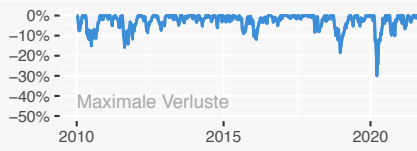
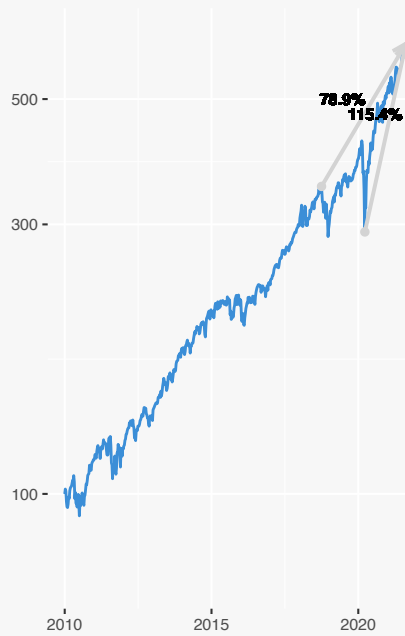
© iHF



iShares S&P 500 Growth ETF

USD, TER: 0.18 % | AUM Mio: 36098 | Domizil: Vereinigte Staaten | ausschüttend Distr. Yield: 0.55 %

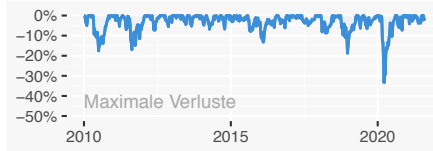
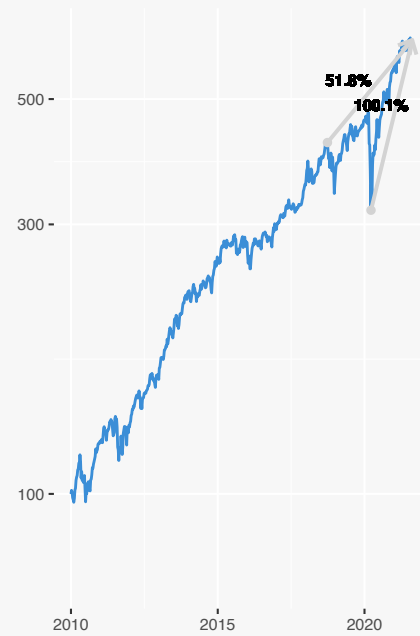
© iVG



iShares U.S. Consumer Services ETF

USD, TER: 0.43 % | AUM Mio: 1403 | Domizil: Vereinigte Staaten | ausschüttend Distr. Yield: 0.51 %

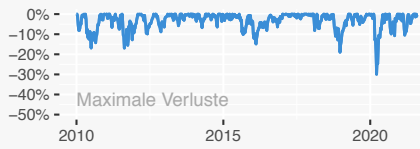
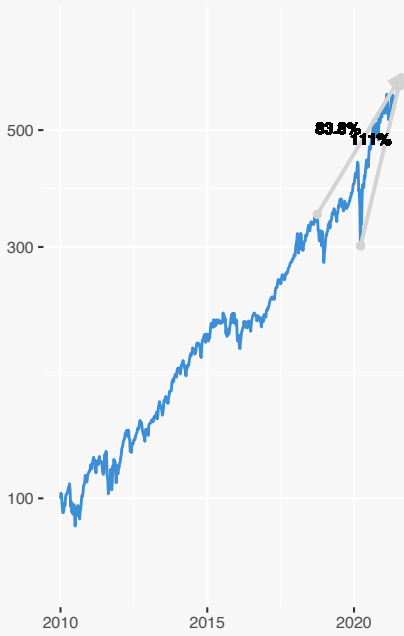
© iCS



iShares Morningstar Growth ETF

USD, TER: 0.04 % | AUM Mio: 2145 | Domizil: Vereinigte Staaten | ausschüttend Distr. Yield: 0.42 %

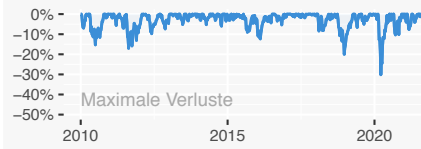
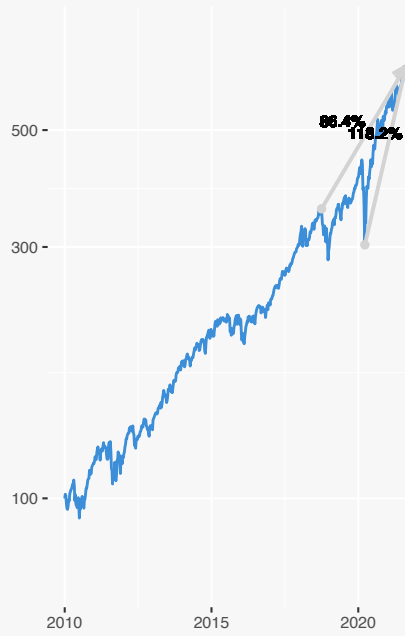
© iCG



iShares Russell 1000 Growth ETF

USD, TER: 0.19 % | AUM Mio: 72923 | Domizil: Vereinigte Staaten | ausschüttend Distr. Yield: 0.53 %

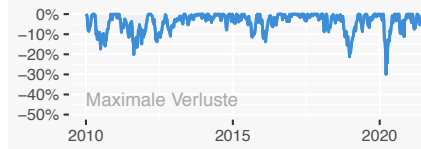
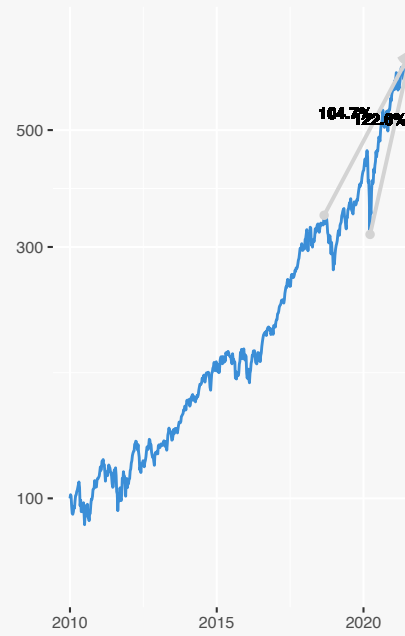
© iWR



iShares Global Tech ETF

USD, TER: 0.43 % | AUM Mio: 5723 | Domizil: Vereinigte Staaten | ausschüttend Distr. Yield: 0.75 %

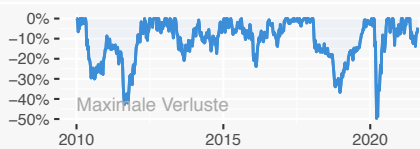
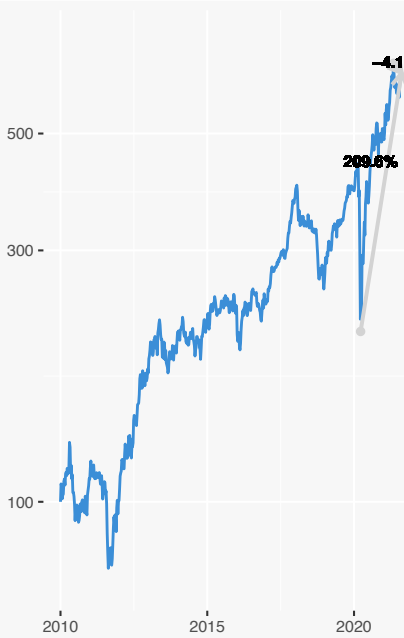
© iST



iShares U.S. Home Construction ETF

USD, TER: 0.41 % | AUM Mio: 2473 | Domizil: Vereinigte Staaten | ausschüttend Distr. Yield: 0.49 %

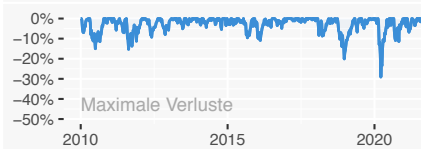
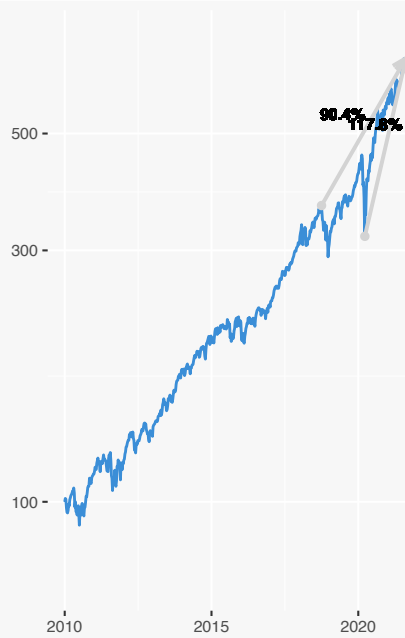
© iHS



iShares Russell Top 200 Growth ETF

USD, TER: 0.2 % | AUM Mio: 4161 | Domizil: Vereinigte Staaten | ausschüttend Distr. Yield: 0.55 %

© iRW



iShares U.S. Medical Devices ETF

USD, TER: 0.41 % | AUM Mio: 8163 | Domizil: Vereinigte Staaten | ausschüttend Distr. Yield: 0.4 %

© iHE

